

# ***JOBÉ WATERSPORTS***


## **PRODUCT GUIDE 2023**











# GETS YOU ON THE WATER

Jobe is for everyone. We are a community, a global movement, a family of real people, who are discovering the beauty of watersports.

We create unforgettable #jobemoments for everyone since 1974. No matter who you are, no matter your age or size, no matter your background. When you want to get on the water, you will fit in our family. We develop our products with the greatest care and highest quality materials, every day again and again. This is what 'gets you on the water' means to us.

Join our family and share in our love for watersports.



# THE FINISHING TOUCH

Our 2023 collection has challenged us at Jobe Sports to think about a new way of designing our products. Throughout the years, you've seen our range evolve becoming better looking, designed with a thought behind its user experience and unique shapes which can only be found at Jobe.



From our **“Form Follows Funtion”** philosophy, which made that design and user experience go hand in hand. To our “Automotive Design”, where we draw inspiration from luxurious car brands to create a sleeker and more high-end product. 2023 Gives birth to what we call; **‘THE FINISHING TOUCH’**








## SO WHAT DOES **THE FINISHING TOUCH** MEAN?

In the past years our collection has been designed, tested, examined, re-designed and put to the test again and again, to create the best possible product for you. The result is a range like no other, which is build to last and made for endless hours spend in the summer sun and on the water. That being said, 2023 gave room to elevate our collection putting the finishing touches on our products and create something with a intricate attention to detail, creating a collection which take the industry standards and goes above and beyond!


IT'S OUR 2023 RANGE WHICH GETS YOU ON THE WATER,  
AGAIN!





## YOUR BEST MOMENTS

CAPTURE YOUR MOMENTS, SHARE THEM WITH HASHTAG **#JOBEMOMENTS** AND HAVE A SHOT ON GETTING FEATURED ON OUR SOCIALS. SPREAD THE WORD AND GET MORE PEOPLE ON THE WATER!



## FOLLOW US



@jobewatersports



/jobewatersports



/jobewatersports



# INDEX

<b>TOWABLES</b>	<b>10</b>
How To Choose	14
Towables	17
Accessories	46

<b>LEISURE MUSTHAVES</b>	<b>48</b>
Infinity	52
Matching products	51
Seascooter	58
Floatables	60

<b>STAND UP PADDLING</b>	<b>64</b>
What To Choose	65
Aero Boards	68
Aero Premium Boards	72
Elite Boards	86
Bags	84
Pumps	86
Paddles	94
Accessories	96

<b>VESTS</b>	<b>98</b>
How To Choose	101
Men	102
Women	110
Unisex	116
Pet Vest	121
Kids	122

<b>WETSUITS</b>	<b>128</b>
How To Choose	131
Men	132
Women	140
Accessories	146
Kids	148

<b>MULTI POSITION BOARDS</b>	<b>152</b>
How To Choose	153
Multi Position Boards	154

<b>KNEEBOARDS</b>	<b>156</b>
How To Choose	157
Kneeboards	158

<b>WATERSKIS</b>	<b>162</b>
How To Choose	163
Combo Skis	164
Trainers	167
Slalom Skis	168
Bindings	170
Accessories	170

<b>WAKEBOARDS</b>	<b>172</b>
How To Choose	176
Wakeboards	178
Bindings	182
Sets & Packages	188
Accessories	187

<b>WAKESURFERS &amp; WAKESKATES</b>	<b>190</b>
How To Choose	191
Wakesurfers	194
Wakeshaper & wakeskates	198

<b>APPAREL &amp; FOOTWEAR</b>	<b>200</b>
Shoes	202
Swimwear	204
Casual Clothing	209
Glasses	213

<b>PROTECTIVE GEAR</b>	<b>214</b>
Helmets	215
Gloves	216
Glasses	216
Support	216

<b>BOAT ACCESSORIES</b>	<b>218</b>
-------------------------	------------

<b>COMMERCIAL PRODUCTS</b>	<b>220</b>
----------------------------	------------

<b>SIZE CHARTS</b>	<b>231</b>
--------------------	------------

All product specifications and prices are subject to change without notice. 2023 Sport & Recreatie Den Bol B.V. all rights reserved.  
© The colours of the original products might vary slightly from the displayed products due to the printing process. Jobe Sports International is the trade name of the company Sport en Recreatie Den Bol B.V. All our offers, order confirmations and contracts of sale are governed by the general terms and conditions of delivery of Sport en Recreatie Den Bol B.V., as filed with the Chamber of Commerce for Rivierenland in Tiel under trade register number 11033564.

# MIX & MATCH





Jobe is the brand which does it all! From wakeboards to waterskis and from wetsuits to vests, we cater to all needs. This is what makes it possible to offer a matching vest with every hardgood we offer. Or when you're looking for that perfect wetsuit which matches with a towable, you can count on Jobe to offer something which matches. This is what Mix 'n Match is all about: offering a great look no matter what type of watersport you're into!








MADDOX JR 178



SCOUT (DRAINAGE) 29



DISCOVER SHOE 202



BINAR 2P & 3P & 4P 25



NEW STREAM PADDLE 93



RADDIX WAKESURFER 196






UNIFY VEST 113



QUICK RELEASE 97



RIPPER BINDING 187



ELITE SERIES 86



NEWTON BODYWARMER 107 & 115



WAKE SHAPER 199



# TOWABLES

HOLD ON TIGHT FOR A WILD RIDE.

## HOW TO CHOOSE

14

## TOWABLES

Donuts	17
Sofas	21
Decks	27
Special shapes	39
Watersleds	43
Trainers	45

## ACCESSORIES

Ropes and handles	46
Pumps	46
Bags	47
Other	47



\*\*\* 3 year  
Warranty

# DISCOVER WHY THE WORLD LOVES JOBE TOWABLES

Experts say it's the combination of our high production standards and the use of high quality materials. We say it is because our towables are thoroughly tested and undergo multiple quality checks. Therefore we can guarantee the quality of our products with a 3 year warranty on every towable! Make sure you register your towable within 14 days after purchase online at [www.jobesports.com/happycustomers](http://www.jobesports.com/happycustomers)



## AUTOMOTIVE DESIGN

The Jobe Towable collection is inspired by the principles of automotive design: the ultimate combination of speed and luxury. The outline of the towables are optimized in its aerodynamics, streamlined lines and ultimate outcomes for maximum speeds. Whereas the look and feel of the tubes are made of high quality materials. It is a collection that lives up to the utmost performance in a product of a comfortable feeling while being able to test your gear to its limits. On top of that, these innovations are complemented in the printing and artwork of the product to elevate its aerodynamics. Strengthened by a strong color pallet and fresh patterns united in the whole Jobe collection.

## EXTRA SAFETY

Jobe towable tubes have extra durability and are extra safe because they consist of multiple air chambers. The combination with the Boston valve, which ensures air can only enter but not escape through the valve, makes Jobe towables a watersporter's favorite.

## KEY FEATURES

- **BIGGER SIZES** For stability on the water
- **BOSTON VALVE** Designed to resist high pressure
- **DOUBLE-STITCHED NYLON** for extra durability.
- **COMFORTABLE HANDLES** with neoprene knuckle guards.
- **QUICK ROPE CONNECTOR.**
- **NEOPRENE DECK PADS** for comfort and prevention of damage on the skin.
- **3 YEAR WARRANTY** after registration within 14 days after purchase on [www.jobesports.com/happycustomers](http://www.jobesports.com/happycustomers)



# TOWABLE EXCELLENCE

Jobe has been making the best inflatable products since 1974. And no matter where you are in the world, there's a big chance you've seen a towable of ours somewhere along the coastline. And with our knowledge and experience, we have been making summers awesome since the day we started and continue to do so!



## EXCEPTIONAL SHAPES

A deck is just a deck right? Wrong! A Jobe deck is something different, something which makes us stand out. Instead of using industry standard mold which is used by everyone, we made our own to make something which just hits different and makes the most out of the original shape.

So shapes like our Scout, Swath, Aistream and many other have been tweaked to perfection! With edgy lines, unique shapes and great design, you have something which will have all the heads turning when you're towing!



## CONVENIENT SPACE

A little known fact about Jobe towables: our towable range has more surface area! This choice was made to make sure that, no matter the number of people, everyone has enough room on a towable. Because people don't like to be jammed together, so we created more surface area for more space on a towable. This might not sound like a lot but trust us when we say that this makes all the difference for a fun ride!



## ALWAYS LOOKING TO INNOVATE

"There's only so much you can innovate with a towable" a stigma which we like to challenge! Some would say a donut shape is just that and leave it be. But here at Jobe, we like to do things differently. If you compare towables and dive into the details, you will find that we have innovations hidden within our range which make for a better experience. From comfortable "softop" towables to state-of-the-art drainage systems, there are innovations which you can find in our towables which will blow your mind.






















DRAINAGE SYSTEM



# FIND THE PERFECT TOWABLE FOR ALL YOUR WATERSPORTS NEEDS

Jobe offers the biggest towable range in the market and we've got something for everyone, from thrillseekers to those who want to chill. Check out our overview and find the perfect towable which fits your needs

1 PERSON	<b>TRAINERS</b>  <b>SHARK TRAINER 1P</b> (P46)	<b>DONUTS</b> <div>     </div> <b>RUMBLE 1P</b> (P18) <b>RIDGE 1P</b> (P20) <b>CRUSHER 1P</b> (P18) <b>HOTSEAT 1P</b> (P18)				
	<b>WATERSLEDS</b>  <b>CHASER 2P</b> (P44)	  <b>DOUBLE TROUBLE 2P</b> (P24) <b>RIDGE 2P</b> (P20)		<b>SOFAS</b>    <b>PROTON 2P</b> (P24) <b>SWATH 2P</b> (P22) <b>BINAR 2P</b> (P26)		
3 PERSONS	 <b>CHASER 3P</b> (P44)	 <b>RIDGE 3P</b> (P20)		  <b>PROTON 3P</b> (P24) <b>BINAR 3P</b> (P26)		
4 PERSONS	 <b>CHASER 4P</b> (P44)			  <b>SWATH 4P</b> (P22) <b>BINAR 4P</b> (P26)		
5+ PERSONS	<b>WATERSLEDS</b> (P46) <b>3P / 5P / 6P / 8P</b> 					



## DECKS



**DROPLET 1P** (P28)



**PEAK 1P** (P38)



**REVOLVE 1P** (P34)



**DROPLET 2P** (P28)



**AIRSTREAM 2P** (P32)



**SCOUT 2P** (P30)



**REVOLVE 2P** (P34)



**DROPLET 3P** (P28)



**AIRSTREAM 3P** (P32)



**SCOUT 3P** (P30)



**REVOLVE 3P** (P34)



**RODEO 3P** (P35)



**AIRSTREAM 4P** (P32)

## SPECIAL SHAPES



**HYDRA 1P** (P40)



**SUNRAY 1P** (P42)



**TRIBAL 2P** (P40)



**KICKFLIP 2P** (P42)



**SEA-ESTA 3P** (P36)



**TRIBAL 3P** (P42)







## RUMBLE TOWABLE 1P

Teal	230123001
Red	230123002
Package Teal	238823001

## DEFLATED SIZE

Ø 54" • 137 cm

## FEATURES

3 year warranty • One way Boston valve • Multi position towable • Max 1 person • Quick connector for easy towing • 4 Handles with neoprene knuckle guards • Safety chamber • Partially covered • 1 water drain • 420 Denier nylon Cover • 24 Gauge PVC • Dimensions when inflated: Ø 46" x 17.3" | Ø 117 x 44 cm • Dimensions when deflated: 54" | 137 cm

## RUMBLE PACKAGE CONTAINS

Teal Rumble towable • Air pump 12V • 1 person tow rope • Ski flag orange • Quick release with wrist seal



## CRUSHER TOWABLE 1P

Item	230120007
------	-----------

## DEFLATED SIZE

Ø 56" • 142 cm

## FEATURES

3 year warranty • Max 1 person • One way Boston valve • Quick connector for easy towing • 4 Handles with neoprene knuckle guards • Comfortable cushion • Safety chamber • Double stitched nylon • 420 Denier nylon Cover • 24 Gauge PVC • Dimensions when inflated: Ø 46" x 17.3" | Ø 117 x 44 cm • Dimensions when deflated: 56" | 142cm



## HOTSEAT TOWABLE 1P

Item	230120008
------	-----------

## DEFLATED SIZE

Ø 55" • 140 cm

## FEATURES

3 year warranty • Max 1 person • One way Boston valve • Quick connector for easy towing • 4 Handles with neoprene knuckle guards • Safety chamber • Double stitched nylon • 840 Denier nylon cover • 26 gauge PVC • Dimensions when inflated: Ø 50" x 20.4" | Ø 128 x 52 cm • Dimensions when deflated: 55" | 140 cm









## RIDGE TOWABLE 1P

Item 230122002

Package 238822003

## DEFLATED SIZE

47.3" x 47.3" • 120 x 120 cm

## FEATURES

2 handles w th neoprene knuckle guards • Max 1 person • Quick connector for easy towing • Water drains • 420 Denier nylon Cover • 24 Gauge PVC • Dimensions when inflated: 45.3" x 45.7" x 15" | 115 x 116 x 38 cm • Dimensions when deflated: 47.3" x 47.3" | 120 x 120 cm • 3 year warranty



## PACKAGE CONTAINS

Ridge Towable 1p • Air pump 12V • 1 person tow rope • Ski flag orange • Quick release with wrist seal



## RIDGE TOWABLE 2P

Item 230222003

## DEFLATED SIZE

71" x 63" • 180 x 160 cm

## FEATURES

840 Denier nylon cover • 0.65 mm | 26 Gauge PVC • Max 2 person towable • Boston Valve • Quick rope connector • 4 Handles with neoprene knuckle guards • 2 webbing handles • easy boarding platform • Double-stitched nylon • Deflated size: 71" x 63" | 180 x 160 cm • Inflated size: 69" x 62" x 17" | 175 x 157 x 43 cm • 3 year warranty



## RIDGE TOWABLE 3P

Item 230322003

## DEFLATED SIZE

86" x 71" • 180 x 220 cm

## FEATURES

840 Denier nylon cover • 0.7 mm | 28 Gauge PVC • Max 3 persons towable • Boston Valve • Quick rope connector • 6 Handles with neoprene knuckle guards • 2 webbing handles • Neoprene deck pads • easy boarding platform • Double-stitched nylon • Deflated size: 86" x 71" | 180 x 220 • Inflated size: 85.5" x 68" x 17" | 172 x 217 x 43 cm • 3 year warranty









## SWATH TOWABLE 2P

Item 230221002

### DEFLATED SIZE

33" x 59" • 84 x 150 cm

### FEATURES

3 year warranty • Max 2 persons • One way Boston valve • Quick connector for easy towing • 4 Handles with neoprene knuckle guards • Multi position towable • Double stitched nylon • 840 Denier nylon cover • 26 gauge PVC • Dimensions when inflated: 84" x 57" x 23" | 215 x 145 x 60 cm • Dimensions when deflated: 82" x 59" | 210 x 150 cm • Deck height: 10" | 26 cm



## SWATH TOWABLE 4P

Item 230421002

### DEFLATED SIZE

91.3" x 76.8" • 232 x 195 cm

### FEATURES

3 year warranty • Max 4 persons • One way Boston valve • Quick connector for easy towing • 8 Handles with neoprene knuckle guards • Multi position towable • Double stitched nylon • 840 Denier nylon cover • 28 gauge PVC • Dimensions when inflated: 91.3" x 73.2" x 25.2" | 235 x 186 x 64 cm • Dimensions when deflated: 91.3" x 76.8" | 232 x 195 cm • Deck height: 11.8" | 30 cm









## DOUBLE TROUBLE TOWABLE 2P

Item 230223003

### DEFLATED SIZE

57" x 75" • 145 x 190 cm

### FEATURES

840 Denier nylon cover • 0.6mm / 24 Gauge PVC • Max 2 persons towable • One way Boston valve • Quick rope connector for easy towing • 4 Handles with neoprene knuckle guards • Double-stitched nylon • Deflated size: 57" x 75" | 145 x 190cm • Inflated size: 51.9" x 70.8" x 16.9" | 132 x 180 x 43 cm • 3 year warranty



## PROTON TOWABLE 2P

Item 230223004

### DEFLATED SIZE

72" x 77" • 183 x 195,5 cm

### FEATURES

3 year warranty • Max 2 persons • One way Boston valve • Quick connector for easy towing • 4 Handles with neoprene knuckle guards • Double stitched nylon • 840 Denier nylon cover • 24 Gauge PVC • Dimensions when inflated: 66.9" x 70.8" x 29.5" | 170 x 180 x 75 cm • Dimensions when deflated: 72" x 77" | 183 x 195,5 cm • Deck height: 15.7" | 40 cm



## PROTON TOWABLE 3P

Item 230323003

### DEFLATED SIZE

77" x 90" • 195,5 x 228,6 cm

### FEATURES

3 year warranty • Max 3 persons • One way Boston valve • Quick connector for easy towing • 6 Handles with neoprene knuckle guards • Double stitched nylon • 840 Denier nylon cover • 24 Gauge PVC • Dimensions when inflated: 86.6" x 70.8" x 29.5" | 220 x 180 x 75 cm • Dimensions when deflated: 77" x 90" | 195,5 x 228,6 cm • Deck height: 15.7" | 40 cm







IMPROVED



## BINAR TOWABLE 2P

Item 230223001

### DEFLATED SIZE

77" x 76" | 197 x 193cm

### FEATURES

3 year warranty after registration -- softtop on the top of the backrest -- soft top armrest guard -- Max 2 Persons -- One way Boston valve -- Quick connector for easy towing -- 7 Handles with neoprene knuckle guards -- 2 neoprene handles -- Multi position towable -- 840 Denier nylon cover -- 28 gauge PVC -- Dimensions when deflated : 77" x 76" | 197 x 193cm -- Dimensions when inflated: 97" x 72" x 28" | 247 x 183 x 70 cm -- Deck height: 12" | 30 cm

IMPROVED



## BINAR TOWABLE 3P

Item 230323001

### DEFLATED SIZE

98" x 73" | 250 x 186cm

### FEATURES

3 year warranty after registration --softtop on the top of the backrest -- soft top armrest guard-- Max 3 persons -- One way Boston valve -- Quick connector for easy towing -- Multi position towable -- Double stitched nylon -- 10 Handles with neoprene knuckle guards -- 2 neoprene handles -- 840 Denier nylon cover -- 28 gauge PVC -- Dimensions when inflated: 85 x 72 x 28" | 215 x 183 x 70cm -- Dimensions when deflated : 98" x 73" | 250 x 186cm -- Deck height: 13" | 34cm

IMPROVED



## BINAR TOWABLE 4P

Item 230423001

### DEFLATED SIZE

118" x 76" | 300 x 194

### FEATURES

3 year warranty after registration --softtop on the top of the backrest -- soft top armrest guard-- Max 4 persons -- One way Boston valve -- Quick connector for easy towing -- 2 neoprene handles -- Multi position towable -- Double stitched nylon -- 13 Handles with neoprene knuckle guards -- 2 neoprene handles -- 840 Denier nylon cover -- 28 Gauge PVC -- Dimensions when inflated: 116 x 72 x 28" | 297 x 183 x 70cm -- Dimensions when deflated : 118" x 76" | 300 x 194 -- Deck height: 13" | 34 cm









### DROPLET TOWABLE 1P

Item 230122001  
Package 238822001

#### DEFLATED SIZE

Ø 55" • 140 cm

#### FEATURES

3 year warranty • Max 1 person or 2 small kids • One way Boston valve • Quick connector for easy towing • 4 Handles with neoprene knuckle guards • Double stitched nylon • 420 Denier nylon Cover • 24 Gauge PVC • Dimensions when inflated: Ø 52.7" x 14.5" | Ø 134 x 37 cm • Dimensions when deflated: 55" | 140 cm

#### PACKAGE CONTAINS

Droplet 1p • Air pump 12V • Tow rope



### DROPLET TOWABLE 2P

Item 230222002  
Package 238822002

#### DEFLATED SIZE

Ø 70" • 178 cm

#### FEATURES

3 year warranty • Max 2 persons • One way Boston valve • Quick connector for easy towing • 6 Handles with neoprene knuckle guards • Double stitched nylon • 420 Denier nylon Cover • 24 Gauge PVC • Dimensions when inflated: Ø 66.9" x 12.9" | Ø 170 x 33 cm • Dimensions when deflated: Ø 70" | 178 cm

#### PACKAGE CONTAINS

Droplet 2p • Air pump 12V • Tow rope



### DROPLET TOWABLE 3P

Item 230322002

#### DEFLATED SIZE

Ø 76.8" • 195 cm

#### FEATURES

3 year warranty • Max 3 persons • One way Boston valve • Quick connector for easy towing • 6 Handles with neoprene knuckle guards • Double stitched nylon • 840 Denier nylon cover • 28 gauge PVC • Dimensions when inflated: Ø 72.4" x 12.5" | Ø 184 x 32 cm • Dimensions when deflated: Ø 76.8" | 195 cm





IMPROVED



## SCOUT TOWABLE 2P

Item 230223002

### DEFLATED SIZE

72" x 74" • 183 x 188 cm

### FEATURES

3 year warranty • Max 2 persons • One way Boston valve • Quick connector for easy towing • 4 Handles with neoprene knuckle guards • Double stitched nylon • 420 Denier nylon Cover • 24 Gauge PVC • Dimensions when inflated: 47.3" x 65.7" x 19.7" | 120 x 167 x 50 cm • Dimensions when deflated: 72" x 74" | 183 x 188 cm • Deck height: 10.6" | 27 cm

IMPROVED



## SCOUT TOWABLE 3P

Item 230323002

### DEFLATED SIZE

76" x 87" • 193 x 221 cm

### FEATURES

3 year warranty • Max 3 persons • One way Boston valve • Quick connector for easy towing • 6 Handles with neoprene knuckle guards • Double stitched nylon • 420 Denier nylon Cover • 24 Gauge PVC • Dimensions when inflated: 84.6" x 70" x 19.7" | 215 x 178 x 50 cm • Dimensions when deflated: 76" x 87" | 193 x 221 cm • Deck height: 12.5 | 32 cm









## AIRSTREAM TOWABLE 2P

Item 230222004

### DEFLATED SIZE

64.6" x 57" • 164 x 145 cm

### FEATURES

420 Denier nylon cover • 0.6 mm | 24 Gauge PVC • Max 2 person towable • One way Boston valve • Quick connector for easy towing • 4 Handles with neoprene knuckle guards • 2 webbing handles • Neoprene deck pads • Double-stitched nylon • Deflated: 64.6" x 57" | 164 x 145 cm • Inflated: 64.6" x 57" x 20" | 160 x 154 x 51 cm • Deck height: 13.4" | 34 cm • 3 year warranty



## AIRSTREAM TOWABLE 3P

Item 230322004

### DEFLATED SIZE

82" x 69.7" • 208 x 177 cm

### FEATURES

840 Denier nylon cover • 0.7 mm | 28 Gauge PVC • Max 3 persons towable • One way Boston valve • Quick connector for easy towing • 6 Handles with neoprene knuckle guards • 2 webbing handles • Neoprene deck pads • Double-stitched nylon • Deflated: 82" x 69.7" | 208 x 177 cm • Inflated: 82" x 69.7" x 19.7" | 205 x 180 x 50 cm • Deck height: 13.4" | 34 cm • 3 year warranty



## AIRSTREAM TOWABLE 4P

Item 230422001

### DEFLATED SIZE

90.6" x 70.9" • 230 x 180 cm

### FEATURES

840 Denier nylon cover • 0.7 mm | 28 Gauge PVC • Max 4 persons towable • One way Boston valve • Quick connector for easy towing • 8 Handles with neoprene knuckle guards • 2 webbing handles • Neoprene deck pads • Double-stitched nylon • Deflated: 90.6" x 70.9" | 230 x 180 cm • Inflated: 90.6" x 71" x 20.9" | 230 x 185 x 53 cm • Deck height: 13.4" | 34 cm • 3 year warranty









## REVOLVE TOWABLE 1P

Item 230120001

### DEFLATED SIZE

59" x 73" • 150 x 186 cm

### FEATURES

3 year warranty • Max 1 person • Quick connector for easy towing • One way Boston valve • 2 handles with neoprene knuckle guards • Double stitched nylon • 420 Denier nylon Cover • 24 Gauge PVC • Dimensions when inflated: 55.9" x 68.9" x 20.5" | 142 x 175 x 52 cm • Dimensions when deflated: 59" x 73" | 150 x 186 cm • Deck height: 13.7 | 35 cm



## REVOLVE TOWABLE 2P

Item 230220001

### DEFLATED SIZE

82.7" x 73" • 210 x 186 cm

### FEATURES

3 year warranty • Max 2 persons • One way Boston valve • Quick connector for easy towing • 4 Handles with neoprene knuckle guards • Double stitched nylon • 420 Denier nylon Cover • 24 Gauge PVC • Deck height: 13.7 | 35 cm • Dimensions when inflated: 77.1" x 68.9" x 19.3" | 196 x 175 x 49 cm • Dimensions when deflated: 82.7" x 73" | 210 x 186 cm



## REVOLVE TOWABLE 3P

Item 230320001

### DEFLATED SIZE

98.4" x 73" • 250 x 186 cm

### FEATURES

3 year warranty • Max 3 persons • One way Boston valve • Quick connector for easy towing • 6 Handles with neoprene knuckle guards • Double stitched nylon • 840 Denier nylon cover • 28 gauge PVC • Dimensions when inflated: 96" x 69.6" x 19.3" | 244 x 177 x 49 cm • Dimensions when deflated: 98.4" x 73" | 250 x 186 cm • Deck height: 14.5 | 37 cm





**RODEO TOWABLE 3P**

Item 230321001

**DEFLATED SIZE**

108" x 65" • 275 x 167 cm

**FEATURES**

3 year warranty • Max 3 persons • One way Boston valve • 8 Handles with neoprene knuckle guards • Multi position towable • Quick connector for easy towing • Double stitched nylon • 840 Denier nylon cover • 28 gauge PVC • Dimensions when inflated: 104" x 68" x 23" | 265 x 173 x 60 cm • Dimensions when deflated: 108" x 65" | 275 x 167 cm • Deck height: 13.8" | 35 cm







## SEA-ESTA TOWABLE 3P

Item 230320010

## DEFLATED SIZE

110" x 98.5" • 285 x 250 cm

## FEATURES

3 year warranty • Max 3 persons • One way Boston valve • 12 handles w th neoprene knuckle guards • Mu ti pos t on towable • Multifunctional towable • Foldable sunroof • 4 Cup holders • Inflatable backrest • Double st tched nylon • 840 Denier nylon cover • 28 gauge PVC • Dimensions when inflated: 98.4" x 106.3" x 29.5" | 250 x 270 x 75 cm • Dimens ons when deflated: 110" x 98.5" | 285 x 250 cm











## PEAK TOWABLE 1P

Item 230121001

## DEFLATED SIZE

53" x 47" • 135 x 120 cm

## FEATURES

3 year warranty • 2 handles w th neoprene knuckle guards • Double stitched nylon • Max 1 person • One way Boston valve • Quick connector for easy towing • SOFT TOP Neoprene layer for a smooth ride • 420 Denier nylon Cover • 24 Gauge PVC • Deflated size: 53" x 47" | 135 x 120cm • Dimens ons when inflated: 47" x 51" | 130 x 120 cm • Deck height: 11.8" | 30 cm



Fun, relaxing and easy to store!

The Peak towable is specially designed for the Axopar x Jobe Revolve boat as it shaped to fit in the bow area underneath the foredeck seating. The soft and comfortable EVA deckpad, that covers the top layer of the tube, makes it the perfect lounge.









## TRIBAL TOWABLE 2P

tem 230222001

### DEFLATED SIZE

66" x 55" • 168 x 140 cm

### FEATURES

3 year warranty • Max 2 Persons • One way Boston valve • Quick connector for easy towing • 4 Handles with neoprene knuckle guards • Easy to enter air floor • Double stitched nylon • 840 Denier nylon cover • 28 gauge PVC • Dimensions when inflated: 57" x 51.1" x 17.7" | 145 x 130 x 45 cm • Dimensions when deflated: 66" x 55" | 168 x 140 cm



## TRIBAL TOWABLE 3P

tem 230322001

### DEFLATED SIZE

59" x 78.7" • 150 x 200 cm

### FEATURES

3 year warranty • Max 3 persons • One way Boston valve • Quick connector for easy towing • 6 Handles with neoprene knuckle guards • Easy to enter air floor • Double stitched nylon • 840 Denier nylon cover • 28 gauge PVC • Dimensions when inflated: 70.8" x 51.1" x 19.3" | 180 x 130 x 49 cm • Dimensions when deflated: 59" x 78.7" | 150 x 200 cm







## HYDRA TOWABLE 1P

Item 230120009

Package 238820003

## DEFLATED SIZE

55" x 53" • 140 x 135 cm

## FEATURES

3 year warrant • 2 handles with neoprene knuckle guards • Max 1 person • One way Boston valve • Quick connector for easy towing • 420 Denier nylon Cover • 24 Gauge PVC • Dimensions when inflated: 49.2" x 55.1" x 16.5" | 125 x 140 x 42 cm • Dimensions when deflated: 55" x 53" | 140 x 135 cm



## PACKAGE CONTAINS

Hydra towable • Air pump 12V • Tow rope



## SUNRAY TOWABLE 1P

Item 230120010

## DEFLATED SIZE

43" x 60" • 111 x 153 cm

## FEATURES

3 year warranty • Max 1 person • One way Boston valve • Quick connector for easy towing • 4 Handles with neoprene knuckle guards • Multi position towable • Double stitched nylon • 420 Denier nylon Cover • 24 Gauge PVC • Dimensions when inflated: 59" x 43.3" x 24" | 150 x 110 x 61 cm • Dimensions when deflated: 43" x 60" | 111 x 153 cm



## KICK FLIP TOWABLE 2P

Item 230220004

## DEFLATED SIZE

63" x 51" • 160 x 130 cm

## FEATURES

3 year warranty • Max 2 persons • One way Boston valve • Quick connector for easy towing • 8 Handles with neoprene knuckle guards • Multi position towable • Double stitched nylon • 840 Denier nylon cover • 28 gauge PVC • Dimensions when inflated: 62.2" x 49.2" x 27.7" | 158 x 125 x 71 cm • Dimensions when deflated: 63" x 51" | 160 x 130 cm







## CHASER TOWABLE



### ITEM

2P	230220002
3P	230320002
4P	230420002

### DEFLATED SIZE

2P	100"   254 cm
3P	119"   302 cm
4P	132"   337 cm

### INFLATED SIZE

2P	60.6" x 47.3" x 24.8"   154 x 120 x 63 cm
3P	117.7" x 47.3" x 24.8"   299 x 120 x 63 cm
4P	131.4" x 47.3" x 24.8"   334 x 120 x 63 cm

### FEATURES

3 year warranty • One way Boston valve • Quick connector for easy towing • Double stitched nylon • 840 Denier nylon cover • 28 gauge PVC









## SHARK TRAINER TOWABLE 1P

Item 230120002

### DEFLATED SIZE

55" x 41" • 140 x 105 cm

### FEATURES

3 year warranty • Max 1 person • One way Boston valve • Quick connector for easy towing • Detachable handle • Multi pos t on towable • Easy boarding • Double stitched nylon • 420 Den er nylon Cover • 24 Gauge PVC • Max r der weight 27 kg | 59.5 lbs • Dimensions when inflated: 52.3" x 35" x 18.5" | 133 x 89 x 47 cm • Dimens ons when deflated: 55" x 41" | 140 x 105 cm

## WATERSLED TOWABLE



### ITEM

3P 320312001  
5P 320512001  
6P 320612001  
8P 320812001



### DEFLATED SIZE

3P 100" | 254 cm  
5P 201" | 510 cm  
6P 220.5" | 560 cm  
8P 248" | 630 cm

### FEATURES

3 year warranty • Thermo bonded seams • Halkey Roberts Valve • Thickest PVC in the industry (0.95 mm) • Repair kit and pump included








## TOW ROPES

1. 2P (for 1-2 persons) 211922001
2. 4P (for 3-4 persons) 211922002
3. 6P (for 5-6 persons) 211920003
4. 10P (for 7-10 persons) 211920004
5. Bungee rope 211920006
6. Bungee extension 211920005
7. Multi Watersports Handle 211323001

Floating mainline • Length: 50 ft. | 15,2 m • Break strength: 2375 lbs | 1077 kg  
 Floating mainline • Length: 55 ft. | 16,8 m • Break strength: 4150 lbs | 1882 kg  
 Floating mainline • Length: 55 ft. | 16,8 m • Break strength: 6100 lbs | 2767 kg  
 Mainline • Length: 63 ft. | 19,2 m • Break strength: 8000 lbs | 3628 kg  
 Reduces stress on the tow point • Length: 49 ft. | 14,9 m • Break strength: 4150 lbs | 1882 kg  
 Reduces stress on the tow point • Length: 3 ft. | 9,1 m • Break strength: 4100 lbs | 1860kg  
 Main rope 2p towrope: Floating mainline Length: 50ft | 15,2m • Break strength: 2375lbs | 1077 kg  
 Multiwatersport handle: 1.1 inch | 28 mm thick round grip • 12 inch | 30.48 cm wide handle • 18,28m main line Rubber handle with extra grip



## BRIDLES

1. Rope bridle stainless hooks 1p 210017029
2. Cable bridle stainless hooks 1p 210017030
3. Bridle without pulley 2p 210017031
4. Bridle with pulley 2p 210017032
5. Magnum bridle 4p 410102005

Keeps rope from propellor • Length 12 ft | 3,65 m • Break strength 1200 lbs | 544 kg  
 Keeps rope from propellor • Length 8 ft | 2,43 m • Break strength 1200 lbs | 544 kg  
 Keeps rope from propellor • Length 8 ft | 2,43 m • Break strength 2375 lbs | 1077 kg  
 Keeps rope from propellor • Length 12 ft | 3,65 m • Break strength 2375 lbs | 1077 kg  
 Keeps rope from propellor • Length: 8 ft | 2,4 m • Break strength 4150 lbs | 1882 kg

## BUCKLE CONNECTOR

Item 230812001



## WEBBING BUNGEE DOCK TIE

Item 210017035



## FOOT PUMP

Item 410017101



## HAND PUMP DOUBLE ACTION

Item 410017102



## FEATURES

Fits towables without a buckle • 3 ft  
 Universal connector

## FEATURES

6 ft | 213 cm mainline • Stainless steel hooks • 2 floats • To attach your board to the dock

## FEATURES

Halkey Roberts Valve • Capacity 2000 cm<sup>3</sup> • 4 different nozzles to fit most valves

## FEATURES

Pressure: up to 1 bar (14,5 psi) • Capacity 2 x 2000 cm<sup>3</sup> • 4 different nozzles to fit most valves



### TURBO PUMP 12V

Item 410017201



#### FEATURES

12v pump • 4 different nozzles to fit most valves • Crush resistant hose • 29 Ampere required • Pressure: up to 0,16 bar (2,3 psi) • Airflow 23,5 ft<sup>3</sup>/min • Dimensions: 6,3" x 4,9" x 4,9" | 16 x 12,5 x 12,5 cm

### AIR PUMP 12V

Item 410019003



#### FEATURES

3 different nozzles • 12v pump • Cigarette plug • Dimensions: 4,7" x 4,5" x 4,9" | 12 x 11,5 x 12,5 cm

### AIR PUMP 230V

Item 410019001



#### FEATURES

230v pump • 3 different nozzles • 0,65 Ampere required • Pressure: up to 0,05 bar (0,74 psi) • Airflow 27,5 ft<sup>3</sup>/min • Dimensions: 4,7" x 4,5" x 4,9" | 12 x 11,5 x 12,5 cm

### AIR PUMP WITH UK PLUG 230V

Item 410019002



#### FEATURES

3 different nozzles • 230v pump • UK plug • Dimensions: 4,7" x 4,5" x 4,9" | 12 x 11,5 x 12,5 cm

### TUBE BAG 1-2 PERSONS

Item 220816001



#### FEATURES

Suitable for 1-2 person towables • Easy and clean storage

### TUBE BAG 3-5 PERSONS

Item 220816002



#### FEATURES

Suitable for 3-5 person towables • Easy and clean storage

### COMPRESSOR ADAPTOR

Item 410200023



#### FEATURES

Fits all Jobe Boston valves • Car tyre valve to inflate with a compressor

### BOSTON VALVE

Item 410800024



#### FEATURES

A universal Boston valve for all Jobe towables • Fits most towables on the market

### TURBO PUMP 230V

Item 410017301



#### FEATURES

Dimensions: 21,5 x 18 x 16 cm • Strong 230V pump • Includes a Halkey Roberts nozzle • Ampere: 3,87 A • Up To 2,7 psi / 0,19 Bar

### QUICK RELEASE WITH WRIST SEAL

Item 210017033



#### FEATURES

Stainless steel release system • Comfortable wrist seal

### MULTI PURPOSE REPAIR KIT

Item 420005001



#### FEATURES

Multi purpose repair kit • For towables, inflatable paddle boards and wetsuits • For PVC, Nylon, Rubber, Neoprene, PU

### MULTI RIDER REPAIR KIT

Item 320005002



#### FEATURES

Repairs all multi-riders and watersleds • Including 1 tube of glue • valve tool and 4X PVC patch (2 x Watersled / 2 x Multi Rider)

### TOWABLE REPAIR KIT

Item 410010001



#### FEATURES

Towable quick repair kit

# ***LEISURE MUSTHAVES***

**INFINITY SERIES** 52

**MATCHING WATERSPORTS PRODUCTS** 51

**SEASCOOTER** 58

**FLOATABLES** 60



# INFINITY COLLECTION

Meet the Jobe Infinity series. This collection extends your boat. It extends fun and quality time. It extends watersports! Feel like a king or queen on the water and create your own playground on the water. With modular products you have the possibility to endlessly extend your boat in all possible shapes!

See you on the water!

**MATCHING  
WATERSPORTS  
PRODUCTS**

## INFINITY ISLAND

Extend your boat and create the perfect playground. Perfect to sunbath, do yoga, or to dock your jet ski or stand up paddle board.

## ELITE E-DUNA SUP 11.6

The absolute crème de la crème in stand up paddle boarding. The best quality possible combined with an electric jet motor.

## MODULAR

Our infinity island is modular, so you can extend your boat until infinity.

## INFINITY POOL

Keeps the jellyfish away. Your own private swimming pool.

EXTEND YOUR BOAT UNTIL INFINITY ON  
[JOBESPORTS.COM/INFINITY](http://JOBESPORTS.COM/INFINITY)



# EXTEND YOUR BOAT UNTIL INFINITY

Create a unique playground for the family. For sunbathing, yoga, playing around or for docking your jetski or stand up paddle board. You name it. The Infinity products are modular so you extend your boat until infinity!





# MATCHING PRODUCTS

We take our Mix 'n Match Philosophy to heart and implement this in our whole range. This year, we have some excited new products which are great to match with your Infinity Series.





# CREATE YOUR OWN POOL

Create your own private swimming area with this 4x4m pool.  
The 2m deep, mesh net will keep the jellyfish away and will keep children close to you. Go ahead, go for a swim!

## INFINITY POOL PACKAGE

Item 281020001



**Pool/Island:** Comfortable and durable EVA deck



**Pool:** Net 2m deep, Mesh 4x4 mm  
Keeps sealife away



**Pool/Island:** D-rings to connect platforms



**Pool/Island:** Durable swimming ladder



**Pool/Island:** Heat bonded technology: makes it lightweight and ultra stiff

## INFLATED SIZE

13' x 13' x 6" / 400 x 400 x 15 cm

## FEATURES

**Infinity Pool:** 12 big single D-rings and 4 velcro straps to connect the platforms to each other • 16 carrying handles • 2 Halkey Roberts valves • 4 balast bags with easy drainage system • 4 small double D-rings to connect the bumper • 4 weights (3,6 kg | 7.9 lbs) in the corners of the net to position the net • 5 mm thick, non slip, comfortable and durable EVA deck • Netting dept: 6.5' | 2 m • Pressure: up to 20 psi (Recommended: 6 psi) • Weight capacity: 700 kg | 1543 lbs • Weight: 39 kg | 86 lbs • Dimensions when inflated: 13' x 13' x 6" | 400 x 400 x 15 cm • Dimensions when folded: 48.4" x 21.6" x 19.3" | 123 x 55 x 49 cm • Volume: 1300 l • Package contains: Inflatable Infinity Pool, stainless steel swimming ladder, PVC storage bag, pump on battery • 3 year warranty after registration

**Infinity Pump 12v:** Pump on battery (up to 11.2 psi) • Halkey roberts nozzle • Charging time 8 hours • Fits the Infinity pool, Island, island small, island small + pool, transom bumper and defenders • Carrying bag • Pump can be charged on 12v and 220 volt • Length: 30 cm | 11.7" • Width: 20 cm | 7.8" • Height: 18 cm | 7"

## INCLUDING

- Stainless steel swimming ladder
- Infinity Pump 12v
- PVC storage bag





## INFLATABLE PLATFORM

Extend your boat until infinity with the infinity island. This inflatable platform is a modular product and is multi purpose: enjoy the sun, do yoga, or dock your jet ski or stand up paddle board.

### INFINITY ISLAND PACKAGE

Item: 281020003



**Pool/island:** Comfortable and durable EVA deck



**Pool/island:** D-rings to connect platforms



**Pool/island:** Durable swimming ladder



**Pool/island:** Heat bonded technology: makes it lightweight and ultra stiff.

### INFLATED SIZE

13' x 6.5' x 6" / 400 x 200 x 15 cm

### FEATURES

**Infinity Island:** 10 big single D-rings and 4 velcro straps to connect the platforms to each other • 12 carrying handles • 2 Halkey Roberts valves • 4 balast bags with easy drainage system • 4 small double D-rings to connect the bumper • 5 mm thick, non slip, comfortable and durable EVA deck • Pressure: up to 20 psi (Recommended: 6 psi) • Weight capacity: 700 kg | 1543 lbs • Weight: 42 kg | 93 lbs • Dimensions when inflated: 13' x 6.5' x 6" | 400 x 200 x 15 cm • Dimensions when folded: 48.4" x 23.6" x 17.7" | 123 x 60 x 45 cm • Volume: 1200 l • Package contains: Infinity island, stainless steel swimming ladder, PVC storage bag, pump on battery • 3 year warranty after registration

**Infinity Pump 12v:** Pump on battery (up to 11.2 psi) • Halkey roberts nozzle • Charging time 8 hours • Fits the Infinity pool, island, island small, island small + pool, transom bumper and defenders • Carrying bag • Pump can be charged on 12v and 220 volt • Length: 30 cm | 11.7" • Width: 20 cm | 7.8" • Height: 18 cm | 7"


### INCLUDING

- Stainless steel swimming ladder
- Infinity Pump 12v
- PVC storage bag



## INFINITY ISLAND SMALL PACKAGE

Item 288822001



**Pool/Island:** Comfortable and durable EVA deck



**Pool/Island:** D-rings to connect platforms



**Pool/Island:** Durable swimming ladder



**Pool/Island:** Heat bonded technology: makes it lightweight and ultra stiff

## INFLATED SIZE

8.3' x 14.11' x 6" • 250 x 150 x 15 cm

## FEATURES

**Infinity Island Small:** 3 year warranty after registration • Heat bonded technology: more layer quality and safety • 8 big single D-rings and 4 velcro straps to connect the platforms to each other • 10 carrying handles • 1 Halkey Roberts valve • 4 balast bags with easy drainage system • 5 mm thick, non slip, comfortable and durable EVA deck • Pressure: up to 20 psi (Recommended: 6 psi) Weight capacity: 200 kg / 440 lbs • Weight: 26 kg | 57 lbs • Dimensions when inflated: 8.3' x 14.11' x 6" | 250 x 150 x 15 cm • Dimensions when folded: 65" x 16" x 9" | 164 x 40 x 22 cm • Volume: 600 l • Package contains: Inflatable Infinity Island small, stainless steel swimming ladder, pump on battery, PVC storage bag

**Infinity Pump 12v:** Pump on battery (up to 11.2 psi) • Halkey roberts nozzle • Charging time 8 hours • Fits the Infinity pool, Island, island small, island small + pool, transom bumper and defenders • Carrying bag • Pump can be charged on 12v and 220 volt • Length: 30 cm | 11.7" • Width: 20 cm | 7.8" • Height: 18 cm | 7"

## INCLUDING

- Stainless steel swimming ladder
- Infinity Pump 12v
- PVC storage bag






## INFINITY ISLAND SMALL + POOL

tem 288822002



**Pool/Island:** Comfortable and durable EVA deck



**Pool:** Net 2m deep, Mesh 4x4 mm. Keeps seal fe away



**Pool/Island:** D-rings to connect platforms



**Pool/Island:** Durable swimming ladder



**Pool/Island:** Heat bonded technology: makes it lightweight and ultra stiff

### INFLATED SIZE

9.6' x 14.11' x 6" • 290 x 250 x 15 cm

### FEATURES


**Infinity Island Small + Pool:** 3 year warranty after registration • Heat bonded technology: more layer quality and safety • 8 big single D-rings and 4 velcro straps to connect the platforms to each other • 6 carrying handles • 1 Halkey Roberts valve • 4 balast bags with easy drainage system • Weights (3.6 kg | 7.9 lbs) in the corners of the net to position the net • 5 mm thick, non slip, comfortable and durable EVA deck • Netting dept: 6.5' | 2 m • Pressure: up to 20 psi (Recommended: 6 psi) Weight capacity: 200 kg | 440 lbs • Weight: 53 kg | 116 lbs • Dimensions when inflated: 9.6" x 14.11" x 6" | 290 x 150 x 15 cm • Dimensions when folded: 65" x 31" x 9" | 164 x 80 x 22 cm • Volume: 700 l • Package contains: Inflatable Infinity Island Small + Pool, stainless steel swimming ladder, pump on battery, PVC storage bag

**Infinity Pump 12v:** Pump on battery (up to 11.2 psi) • Halkey roberts nozzle • Charging time 8 hours • Fits the Infinity pool, Island, island small, island small + pool, transom bumper and defenders • Carrying bag • Pump can be charged on 12v and 220 volt • Length: 30 cm | 11.7" • Width: 20 cm | 7.8" • Height: 18 cm | 7"

### INCLUDING

- Stainless steel swimming ladder
- Infinity Pump 12v
- PVC storage bag





### INFINITY PUMP 12V

Item 410020002

#### FEATURES

Pump on battery (up to 11.2 psi) • Halkey roberts nozzle • Charging time 8 hours • Fits the Infinity pool, Island, island small, island small + pool, trans-om bumper and defenders • Carrying bag • Pump can be charged on 12v and 220 volt • Size: 11.7" x 7.8" x 7" | 30 x 20 x 18 cm



### DOORMAT MIDNIGHT BLUE

Item 360020001

#### FEATURES

Dimensions: 35.4" x 23.6" | 90 x 60 cm



### INFINITY STAIRS

Item 281020011

#### FEATURES

Height: 48 inch | 121,5 cm • Width: 16 inch | 40 cm • Stainless steel • 4 comfortable rounded steps • 2 plastic connectors to fix the stairs onto the island or pool



### INFINITY COMFORT CHAIR

Item 281020010

#### FEATURES

UV resistant fabric: Sunbrella 290 g/m • Comfortable and adjustable headrest, knee support and backrest • Water and mildew repellent fabric • Removable shoulder strap • Weight: 5,5 kg | 12.1 lbs • Dimensions: 64.6" x 18.9" x 3.2" | 164 x 48 x 8 cm

## ENJOY COMFORTABLY

Extremely comfortable and adjustable chair to use on the infinity island, the beach or wherever you like. The water and mildew repellent fabric makes it perfect to use around the water. The chair even has an easy to use carrying belt!



### INFINITY CHAIR TOWEL MIDNIGHT BLUE

Item 281021002

#### FEATURES

90% organic cotton 10% polyester • Soft & quick dry fabric • Pocket in headrest with zipper • Made in Europe





## INFINITY TRANSOM BUMPER

Item: 281023001

### INFLATED SIZE

23.6" x 15.7" x 13" / 60 x 45 x 33 cm

### FEATURES

Halkey Roberts Valve • Can only be inflated with a connection to the Halkey Roberts Valve • Pressure: up to 0,19 bar (2.7PSI) • Dimensions when inflated: Ø11.8" x 23.6" | Ø30 x 60cm • D rings for mounting on infinity islands and pools.

## PROTECT YOUR BOAT

Attach to the infinity island to prevent damage when you position the island behind your boat platform. This bumper prevents the infinity island from getting stuck under the boat platform.

Always use 2 bumpers to be safe.



## INFINITY DEFENDER

2 m: 281020005

4 m: 281020006

### INFLATED SIZE

2 m: Ø 19" x 6.5" / Ø 48 x 200 cm

4 m: Ø 19" x 13" / Ø 48 x 400 cm

### WEIGHT

2 m: 3.2 kg (7 lbs)

4 m: 5.3 kg (11.7 lbs)

### FEATURES

Halkey Roberts Valve • Can only be inflated with a connection to the Halkey Roberts Valve

## DOCK THE BOAT

We've created special bumpers in 2 sizes to defend your boat from damage docking your boat in the marina.

We've added 4 d-rings for easy attachment.



INFINITY SEASCOOTER PACKAGE

Item 281021004

PACKAGE INCLUDES

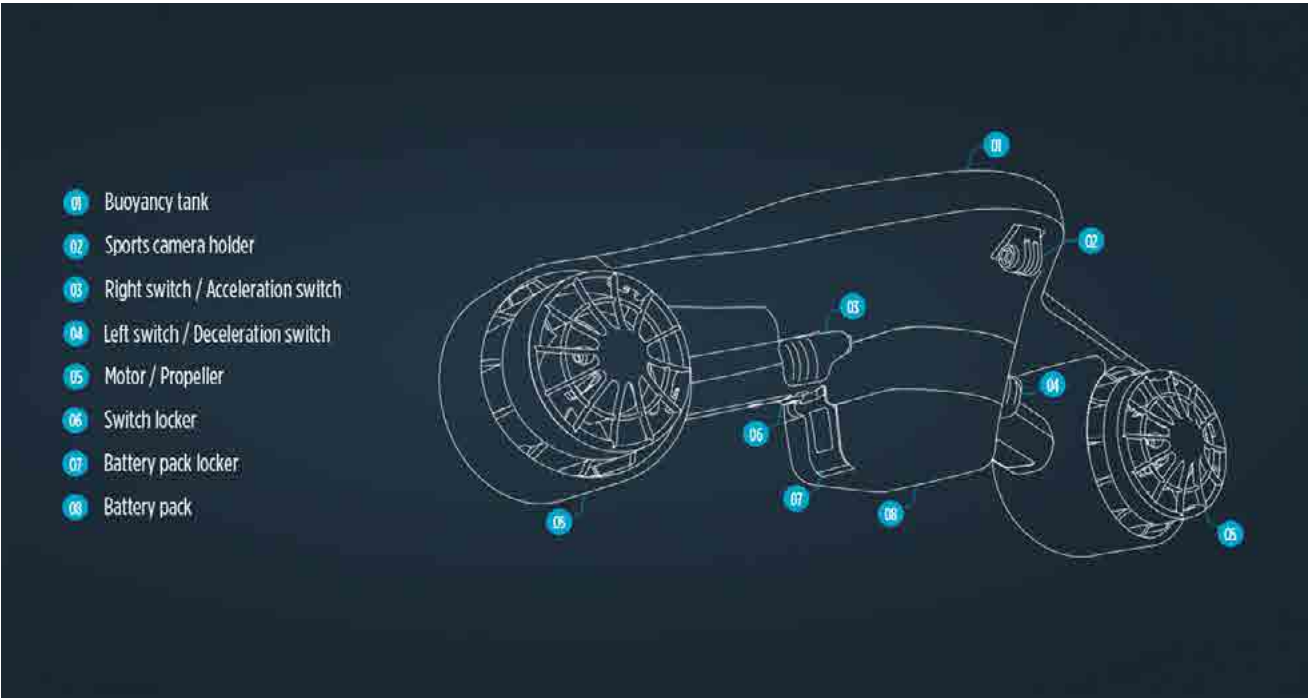


FEATURES

Temperature limits: min: -10°C | 14°F, max: 45°C | 113°F • Dive up to 30 m | 98 ft. • 3 speed levels up to: 5 km/h | 3.1 mp/h | 2.7 knots • Self floating design • Gopro mount to capture your underwater experiences • Two Li-ion airplane safe carry on batteries (25,2V / 5Ah) • Total run time up to 2 x 40 minutes • Snorkel set • Waterproof bag • Charging time 2/3 hours per battery • 2 x 500W motors • Weight: 3,5 kg | 7.7 lbs • Dimensions: 53 x 21 x 17 cm | 21" x 8" x 7"

OUR HOTTEST TAKE IN WATERSPORTS

The Seascooter has been one of the most popular products in the watersports market for the past years. And it's no surprise when you look at all the options which this product has, from it's GoPro mounting option to it's Self Floating Design. The Seascooter is perfect to take with you as the 2 Li-ion batteries can be taken along on the water, each with a total run time of 40 minutes! The blue-print to it's success is easy, just check it out below!







## A WHOLE NEW WAY OF WATERSPORTS

Experience the water on a whole new way. Let the Seascooter guide you through the beauty of the sea and discover what the underwater world has to offer. The Seascooter is for scuba divers, recreational watersports lovers, tech-freaks and so much more. The Seascooter is for everyone!



## RETREAT 6P

Item 230421001



zipper

## INFLATED SIZE (WITHOUT CANOPY)

126" x 145.7" x 76.8" • 320 x 370 x 195 cm

## FEATURES

3 year warranty after registration • One way Boston valve • 4 Cup holders • D-ring and zipper to connect to the Jobe Manta, Switch and other retreat • 4 Handles • Entry floor for easy access • Netting floor • Canopy made of mesh nylon • 20 Gauge PVC • Dimensions when inflated: 126" x 145.7" x 76.8" | 320 x 370 x 195 cm • Dimensions when deflated: 127.2" x 147.6" | 323 x 375 cm



## SWITCH 2P

Item 230221001



zipper

## INFLATED SIZE

57.1" x 74.8" x 41.3", 145 x 190 x 105 cm

## FEATURES

3 year warranty after registration • One way Boston valve • Max 2 Persons • D-ring and zipper to connect to the Jobe manta or retreat • Bag to store it compactly and easily • 2 cup holders • 2 nylon handles • 6 padded handles • Flip over the tube to create a water slide • Tarpaulin bottom to slide off easily • 420 Denier nylon Cover • 20 Gauge PVC • Dimensions when inflated: 82.7" x 55.1" | 210 x 140 cm • Dimensions when deflated: 57" x 74.8" | 145 x 190 cm

Play with the slide or Switch to the lounge to relax after a wild ride!








SELF-INFLATABLE MANTA & MINI MANTA

Self-inflatable Manta 280021001

Mini manta 280021003



Docking rings on every corner




Easily inflate and deflate for storage



Modular with the other Aqua series



Store easily in a small a bag



Manta



Deflated  
in bag



Mini Manta



Deflated  
in bag  
With shoulder  
strap



zipper

INFLATED SIZE

Manta 59" x 118" x 2.3" • 150 x 300 x 6 cm  
Mini Manta 29" x 29" x 2.3" • 150 x 150 x 6 cm

PACKAGE SIZE

Manta 29.53" x 20.47" x 7.87" | 75 x 52 x 20 cm  
Mini Manta 29.53" x 20.47" x 3.93" | 75 x 52 x 10 cm

FEATURES MANTA

Compact and easily to store in bag • Self-inflated • 4 anchor points for mooring options • Zipper for connecting different Manta's, Switch and Retreat

**Manta:** Weight: 9,2 kg | 20.3 lbs • Dimensions: 59" x 118" x 2.3" | 150 x 300 x 6 cm • Package size: 29.53" x 20.47" x 7.87" | 75 x 52 x 20 cm

**Mini Manta:** Weight: 4,5 kg | 9.9 lbs • Dimensions when inflated: 59" x 59" x 2.3" | 150 x 150 x 6 cm • Package size: 29.53" x 20.47" x 3.93" | 75 x 52 x 10 cm



## SELF INFLATABLE WATERCARPET

The Manta series is an innovative self-inflatable carpet that is easy to store and take with you; it takes up half the size of a regular watercarpet! On top of that, you can zip the Manta to other the other leisure products making your own mini-aquapark!





# STAND UP PADDLING

DISCOVER NOW.

## HOW TO CHOOSE

65

## SUP BOARDS

Aero series

68

Premium Aero series

72

Aero Elite series

86

## PUMPS

85

## PADDLES

94

## BAGS

84, 96

## ACCESSORIES

Other accessories

96

Fins

96

Leashes

97





# WE EXPLORE THE WORLD

Jobe has been leading the industry with its inflatable SUP range. After all, we've been making inflatable products since 1974! But this year we've set up our range to offer something for everyone. Starting with a price-friendly Aero Series for beginners to our Premium package which caters to all needs. Looking for the best possible, our Elite Series uses the most high-end products possible. Like we said: there's something for everyone in the Jobe SUP range.



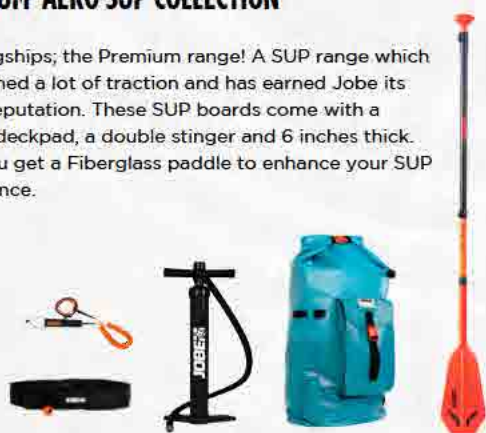
## AERO SUP COLLECTION

A price-friendly collection which comes with the needed Jobe quality but for a fraction of the price. By making this SUP thinner (4.75 inches) and adding an aluminum paddle, we created a great entry package for anyone who wants to start SUPping.



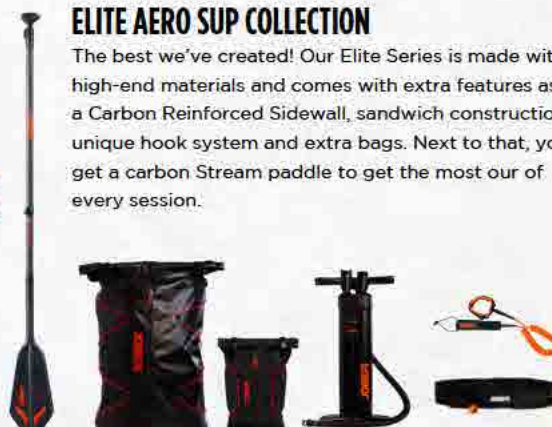
## PREMIUM AERO SUP COLLECTION

Our flagships; the Premium range! A SUP range which has gained a lot of traction and has earned Jobe its great reputation. These SUP boards come with a longer deckpad, a double stinger and 6 inches thick. And you get a Fiberglass paddle to enhance your SUP experience.



## ELITE AERO SUP COLLECTION

The best we've created! Our Elite Series is made with high-end materials and comes with extra features as a Carbon Reinforced Sidewall, sandwich construction, unique hook system and extra bags. Next to that, you get a carbon Stream paddle to get the most out of every session.







# 5 year Warranty

★ ★ ★ ★ ★

## 5 YEAR WARRANTY ON ALL 2023 SUP BOARDS

Throughout the years, we've always put our money where our mouth is and backed up our inflatable products with a 3 year warranty. But for 2023, we took it one step further or even better; two! Because we added 2 years to our warranty period on inflatable SUP boards for manufacturing issues. This means that from now on, you will have a **5 year warranty** period on your new inflatable SUP board.







# AERO SERIES



**YAMA 8.6**  
ONLY THE BEST FOR YOUR KIDS



**MIRA 10.0**  
ALLROUND, ACCESSIBLE &  
APPROVED BY MANY



**LEONA 10.6**  
THE BEST ON THE MARKET, MADE ACCESSIBLE  
ALLROUND PERFECTION MADE FOR THE MASSES



**SENA 11.0**  
TOURING MADE ACCESSIBLE

MANOEUVRABILITY				
STABILITY				
SPEED				
DIMENSIONS FT	8'6" x 28" x 4.75"	10'0" x 32" x 4.75"	10'6" x 32" x 4.75"	11'0" x 30" x 4.75"
DIMENSIONS CM	259 cm x 71,12 cm x 12 cm	305 cm x 81,3 cm x 12 cm	320 cm x 81,3 cm x 12 cm	335 x 76,2 x 12 cm
VOLUME	179 l	225 l	246 l	240 l
BOARD WEIGHT	13.2 lbs   6 kg	16.5 lbs   7,5 kg	18 lbs   8,2 kg	19.8 lbs   8,9 kg
RIDER WEIGHT	up to 180 lbs   80 kg	up to 220 lbs   100 kg	Up to 264 lbs   120 kg	Up to 264,6 lbs   120 kg
FIN SET UP	8" EZ lock fin	8" EZ lock fin	8" EZ lock fin	8" EZ lock fin





# HOW IT'S MADE

Perfect combination: strong, stiff and lightweight stand up paddle boards

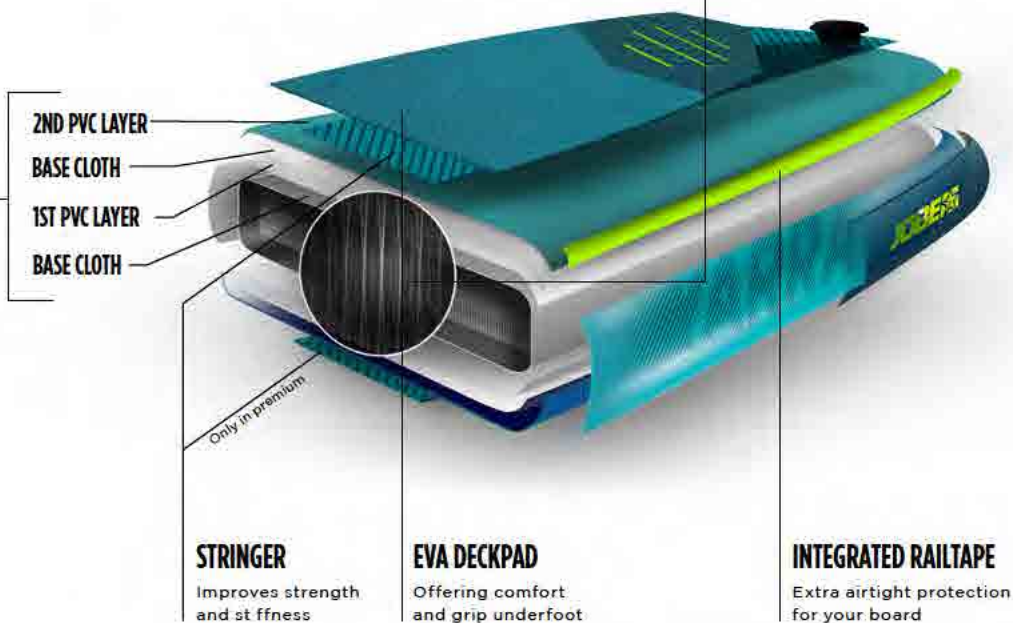
## HEAT BONDED TECHNOLOGY

Jobe Aero SUP boards are designed our unique Heat Bonded Technology which reduces 25% in weight and increases 30% in stiffness when compared to the standard Double Layer technology. The inside of our Aero range consists of of nylon threads, fused to a solid PVC-coated cloth by pre-laminated heat bonded technology. Two layers of drop stitch reinforcements protects and strengthens Jobe boards to its max. It makes an inflatable SUP 2 kilo lighter. It also makes it stiffer, stronger, extremely airtight and most importantly: super durable.

	single Layer	double Layer	HBT
STRENGTH			
STIFFNESS			
LIGHTWEIGHT			

## X-STITCHING

Instead of the nylon threads being individually and vertically stitched, this technology makes use of one long nylon thread which is X-stitched, between the double PVC layers. From the top part to the bottom part. The result? A top-down stronger and lighter board.



## EZ LOCK FIN

The easy lock-in fin is the finest feature in all Jobe inflatable paddle boards. The most easy and secure fin ever! Simply click the fin in your SUP and secure it by pressing down the lock. No tools needed! It's as easy as can be.



## AERO YAMA SUP BOARD 8.6 PACKAGE

Package 486421009



### BOARD TYPE

surf allround touring team

### FEATURES

5 year warranty • Heat bonded technology: more layer quality and safety • Non-slip EVA foam pattern, allows comfortable long term SUPing • Light-weight X-dropstitching construction • Stringer on top for extra stiffness • Easy-to-carry neoprene handle with paddle holder • Bungee storage net • Halkey Roberts Valve • 8" EZ lock fin • Valve patch assistance • D-ring on tip and tail • Nose rocker: 9", Tail rocker: 0" • Recommended rider weight: Up to 80 kg | 180 lbs • Board weight: 6 kg | 13.2 lbs • Package weight: 11 kg | 24.4 lbs • Dimensions: 8'6" x 28" x 4.75" | 2,59 m x 71,12 cm x 12 cm • Package contains: Aero Yama SUP Board 8.6, Double action pump, 10 ft. coiled leash, Freedom stick youth paddle, Waterproof backpack • Quick Release Waist Belt

## AERO MIRA SUP BOARD 10.0 PACKAGE

Package 486423002



### BOARD TYPE

surf allround touring team

### FEATURES

5 year warranty • Heat bonded technology: more layer quality and safety • Non-slip EVA foam pattern, allows comfortable long term SUPing • Light-weight X-dropstitching construction • Stringer on top for extra stiffness • Halkey Roberts Valve • D-ring on tip and tail • Valve patch assistance • 8" EZ lock fin • Nose rocker: 7.5", Tail rocker: 0" • Recommended rider weight: Up to 100 kg | 220 lbs • Board weight: 7,5 kg | 16.5 lbs • Package weight: 11 kg | 24.4 lbs • Dimensions when inflated: 10" x 32" x 4.75" | 305 x 81,3 x 12 cm • Volume: 225 l • Package contains: Aero Mira SUP Board 10.0, adjustable 3-piece aluminium paddle, waterproof backpack, double action pump, 10 ft / 3,04 m coiled leash • Easy-to-carry neoprene handle with paddle holder • Bungee storage net • Quick Release Waist Belt



## AERO LEONA SUP BOARD 10.6 PACKAGE

Package 486423003



BOARD TYPE

surf allround touring team

### FEATURES

5 year warranty • Heat bonded technology: more layer quality and safety • Non-slip EVA foam pattern, allows comfortable long term SUPing • Lightweight X-dropstitching construction • Stringer on top for extra stiffness • Easy-to-carry neoprene handle with paddle holder • Bungee storage net • Halkey Roberts Valve • Valve patch assistance • D-ring on tip and tail • 8" EZ lock fin • Nose rocker: 9", Tail rocker: 0" • Max rider weight 120 kg | 264.6 lbs • Board weight: 8.2 kg | 18 lbs • Package weight: 13.2 kg | 29.1 lbs • Dimensions when inflated: 10'6" x 32" x 4.75" | 320 x 81.3 x 12 cm • Volume: 246 l • Package contains: Aero Leona SUP Board 10.6, adjustable 3-piece aluminum paddle, waterproof backpack, double action pump, 10 ft | 3.04 m coiled leash • Quick Release Waist Belt

## AERO SENA SUP BOARD 11.0 PACKAGE

Package 486423010



BOARD TYPE

surf allround touring team

### FEATURES

5 year warranty • Heat bonded technology: more layer quality and safety • Non-slip EVA foam pattern, allows comfortable long term SUPing • Lightweight X-dropstitching construction • Stringer on top for extra stiffness • Easy-to-carry neoprene handle with paddle holder • Bungee storage net • Halkey Roberts Valve • Valve patch assistance • D-ring on tip and tail • 8" EZ lock fin • Nose rocker: 9", Tail rocker: 0" • Max rider weight 120kg | 264.6 lbs • Board weight: 8.9kg | 19.8lbs • Package weight: 13.9kg | 30.9lbs • Dimensions when inflated: 11'0" x 30" x 4.75" | 335 x 76.2 x 12cm • Volume: 240 l • Package contains: Aero Sena SUP Board 11.0, 3-piece aluminium paddle, waterproof backpack, double action pump, 10ft | 3.04m coiled leash • Quick Release Waist Belt



# PREMIUM AERO SERIES



**YARRA TEAL/ STEEL BLUE 10.6**  
THE ALLROUND SUP



**LOA 11.6**  
THE FAMILY SUP



**DUNA TEAL/STEEL BLUE 11.6**  
THE EXPLORER SUP

## MANOEUVRABILITY



## STABILITY



## SPEED



## DIMENSIONS FT

10'6" x 32" x 6"

11'6" x 34" x 6"

11'6" x 31" x 6"

## DIMENSIONS CM

320 x 81,3 x 15 cm

350 x 86,36 x 15 cm

350 x 78,75 x 15 cm

## VOLUME

310 l

360 l

324 l

## BOARD WEIGHT

20.5 lbs | 9,3 kg

23.8 lbs | 10,8 kg

21.2 lbs | 9,6 kg

## RIDER WEIGHT

Up to 308 lbs | 140 kg

Up to 352 lbs | 160 kg

Up to 352 lbs | 160 kg

## FIN SET UP

8" EZ lock fin

8" EZ lock fin

8" EZ lock fin





**NEVA 12.6**  
THE TOURING SUP



**MOHAKA 10.2**  
THE ALLROUND SUP WITH  
ADDITIONAL WINDSURF OPTION



**SUP'ERSIZED 15.0**  
THE PARTY SUP



12'6" x 30" x 6"

381 x 76,2 x 15 cm

320 l

22.5 lbs | 10,2 kg

Up to 330 lbs | 150 kg

8" EZ lock fin



10'2" x 31" x 6"

309 x 78,7 x 15 cm

258 l

20.2 lbs | 9,2 kg

up to 265 lbs | 120 kg

8" EZ lock fin



5' x 50" x 6"

457,2 x 127 x 15 cm

690 l

38.5 lbs | 17,5 kg

Up to 882 lbs | 400 kg

3 x 8" EZ lock fins

# FORM FOLLOWS FUNCTION

## DOCKING RING

With the integrated docking ring you can easily connect your SUP to anything.

## TIP & TAIL HANDLE

Integrated handles on the tip and tail, making it easier to get your SUP out of the water.

## DOUBLE STRINGERS

A stringer on the top and bottom of the board for extra stiffness and strength, this also supports the rocker of the board making sure the SUP keeps its shape.

## STORAGE CORD

Our storage cord is integrated in the design, creating more room to store your gear when you're out on the water.

## CARRY HANDLE

A comfortable neoprene padded handle to easily carry your SUP around.

## RAILTAPE

This railtape is placed over the seams of the board creating a more durable board which guarantees the best airtightness.

## EVA DECK

A large EVA deckpad gives you a comfortable surface to stand on all day long, while providing you with plenty of grip.

## EVA DECK GRIP

The back of our deckpad has diamond pattern for added grip to initiate fast turning.

## LEASH RING

Our leash ring is integrated with the deckpad, making it sturdy and creating a clean look.

## EZ LOCK FIN

The most easy to use and secure fin ever! Easily click this fin in and secure it by pressing down the lock, it's as easy as can be.





# PREMIUM QUALITY

When you buy a SUP from our Premium Aero Range, you can expect something extra! The Premium Range comes with extra features which are unique to this collection, making it the best of the best!



## WIDER AND LONGER DECKPAD

The Premium Aero Range comes with an extra wide deckpad, this gives you more freedom of movement on the SUP and gives you added room to take someone along for the ride. The center part is covered with soft EVA for a comfortable ride and the back of our deckpad has diamond pattern for added grip to initiate fast turning.




## TIP AND TAIL HANDLES

We take user-friendliness seriously and a tip and tail handle make this product that much easier to get out of the water. The tip and tail handles are smoothly integrated into the design of the SUP board. We have used a neoprene pad on the inside of the handle for a comfortable grip.



## NEW STREAM PADDLE

Our Premium SUP boards come with a lighter, stiffer and better paddle; a fiberglass paddle with 40% carbon elements. It's three-piece adjustable making it easy to carry with you or store in a (SUP)bag. Our Anti Twist System on the paddle puts an end to additional forces by locking your adjustable system.



## DOUBLE STRINGER

Jobe was ahead of the game with 1 stringer on the board but now we are adding another stringer on the bottom of the SUP. This makes for more stiffness and keeps a better rocker shape in the board. The double stringers are placed for extra stiffness and more control, this also supports the rocker of the board making sure the SUP keeps its shape.







## AERO YARRA SUP BOARD 10.6 PACKAGE TEAL

Package 486423012



## AERO YARRA SUP BOARD 10.6 PACKAGE STEEL BLUE

Package 486423013



### FEATURES

5 year warranty • Heat bonded technology: more layer quality and safety • Non-slip EVA foam pattern, allows comfortable long term SUPing • Lightweight X-drop stitching construction • Stringer on top and bottom for the best stiffness • Easy-to-carry neoprene handle with paddle holder • Bungee storage net • Halkey Roberts Valve • 8" EZ lock fin • D-ring on tip and tail • Valve patch assistance • Nose rocker: 9", Tail rocker: 0" • Recommended rider weight: Up to 140 kg | 308 lbs • Board weight: 9,3 kg | 20.5 lbs •

Package weight: 14,3 kg | 31.5 lbs • Dimensions: 10'6" x 32" x 6" | 320 x 81,3 x 15 cm • Volume: 310 | • Package contains: Aero Yarra SUP board 10.6 teal, stream, 40% carbon 3-piece, waterproof backpack, double act on pump, 10 ft / 3,04 m coiled leash

## AERO LOA SUP BOARD 11.6 PACKAGE

Package 486423014



### BOARD TYPE

surf allround touring team

### FEATURES

5 year warranty • Heat bonded technology: more layer quality and safety • Non-slip EVA foam pattern, allows comfortable long term SUPing • Lightweight X-dropstitching construction • Stringer on top and bottom for the best stiffness • Easy-to-carry neoprene handle with paddle holder • Bungee storage net • Halkey Roberts Valve • Valve patch assistance • D-ring on tip and tail • 8" EZ lock fin • Nose rocker: 9", Tail rocker: 0" • Max rider weight: Up to 160kg | 352 lbs • Board weight: 10,8 kg | 23.8 lbs • Package weight: 15,8 kg | 34.8 lbs • Dimensions when inflated: 11'6" x 34" x 6" | 350 x 86,36 x 15 cm • Volume: 360 l • Package contains: Aero Loa SUP Board 11.6, stream 40% carbon 3-piece, double action pump, 10 ft. coiled leash, waterproof backpack





## AERO DUNA SUP BOARD 11.6 PACKAGE TEAL

Package 486423007



## AERO DUNA SUP BOARD 11.6 PACKAGE STEEL BLUE

Package 486423006



## FEATURES

Heat bonded technology: more layer quality and safety • 5 year warranty • Non-slip EVA foam pattern, allows comfortable long term SUPing • Lightweight X-dropstitching construction • Stringer on top and bottom for the best stiffness • Bungee storage net • Easy-to-carry neoprene handle with paddle holder • Halkey Roberts Valve • Valve patch assistance • 8" EZ lock fin • D-ring on tip and tail • Nose rocker: 9", Tail rocker: 0" • Recommended rider weight: Up to 160 kg | 352 lbs • Package weight: 14.6 kg | 32.2 lbs • Board weight: 9.6 kg | 21.1 lbs • Dimensions: 11'6" x 31" x 6" | 350 x 78.8 x 15 cm • Volume: 324 l • Package contains: Aero Duna SUP Board 11.6, stream 40% carbon 3-piece, waterproof backpack, double action pump, 10 ft | 3.04 m coiled leash

## AERO NEVA SUP BOARD 12.6 PACKAGE

Item 486423001

IMPROVED



The tail of the Neva has a channel placed on it which creates a better water flow, ensuring a smoother and faster ride.



This Neva has a new shape and has been redesigned for the best touring experience! A wider nose adds more stability to the board, without impacting its maneuverability. Then there is a new tail to the board which in combination with the diffuser, create a better waterflow and create less drag in the water.



### BOARD TYPE

surf allround touring team

### FEATURES

5 year warranty • Heat bonded technology: more layer quality and safety • Non-slip EVA foam pattern, allows comfortable long term SUPing • Lightweight X-drop-stitching construction • Stringer on top and bottom for the best stiffness • Easy-to-carry neoprene handle with paddle holder • Bungee storage net • Traction rail on bottom of the board for more control • Tail diffuser for more speed • Halkey Roberts Valve • 8" EZ lock fin • Valve patch assistance • D-ring on tip and tail • Nose rocker: 9", Tail rocker: 0" • Recommended rider weight: Up to 150kg | 330 lbs • Board weight: 10,2kg | 22,5lbs • Package weight: 15,2kg | 33,5lbs • Dimensions: 12'6" x 30" x 6" | 381 x 76,2 x 15cm • Volume: 320 l • Package contains: Aero Neva SUP Board 12.6, adjustable 3-piece fiberglass paddle, waterproof backpack, double action pump, 10ft / 3,04m coiled leash





## AERO SUP'ERSIZED SUP BOARD 15.0

Board only 486421007



### BOARD TYPE

surf      allround      touring      team

### FEATURES

- 5 year warranty
- Heat bonded technology: more layer quality and safety
- Non-slip EVA foam pattern, allows comfortable long term SUPing
- Lightweight X-dropstitching construction
- Stringer on top for extra stiffness
- Bungee storage net
- Halkey Roberts Valve
- Valve patch assistance
- D-ring on tip and tail
- 6 carrying handles
- Max 6 persons
- Equipped with 3 big click fins for maneuverability
- Weight capacity: 400 kg | 882 lbs
- Dimensions: 15' x 50" x 6" | 457,2 x 127 x 15 cm
- Volume: 690 l

## AERO MOHAKA SUP BOARD 10.2 PACKAGE

Package without sail 486422002  
Package with sail 480023007



Windsurf insert mounted in the board

### BOARD TYPE

surf allround touring team

### PACKAGE WITHOUT SAIL

Item: 486422002



### PACKAGE WITH SAIL

Item: 488823002



### FEATURES

**Mohaka:** Heat bonded technology: more layer quality and safety • 5 year warranty • Non-slip EVA foam pattern, allows comfortable long term SUPing • Lightweight X-dropstitching construction • Stringer on top and bottom for the best stiffness • Bungee storage net • Bungee storage net • Easy-to-carry neoprene handle with paddle holder • Halkey Roberts Valve • 8" EZ lock fin • D-ring on tip and tail • Nose rocker: 9", Tail rocker: 0" • Recommended rider weight: Up to 120 kg | 265 lbs • Package weight: 14,2 kg | 31.3 lbs • Board weight: 9,2 kg | 20.2 lbs • Dimensions: 10'2" x 31" x 6" | 309 x 78,7 x 15 cm • Volume: 258 l • Windsurf insert mounted in the board • Package contains: Aero mohaka SUP Board 10.2, adjustable 3-piece fiberglass paddle, waterproof backpack, double action pump, 10 ft | 3,04 m coiled leash

**Sail:** Age range: 9 years and up • 3,5 m<sup>2</sup> sail • Mast: 136 cm, luff 316 cm, boom: 140 cm • Including: mast, mast extension, mast base, uphaul cord & boom







## AERO SUP TRAVEL BAG

Item 222020005



### FEATURES

Backpack with wheels for easy traveling • Comfortable padded straps • Big front pocket with zipper • Suited for all Aero boards (except 15 ft) • Storage net and velcro for pump and paddle • 2 straps with buckles to secure your SUP • 6 handles • Padded hip belt • Dimensions: 93 x 45 x 25 cm | 36.6" x 17.7" x 10"

## AERO SUP DRY BAG BLACK

Item 489918002



### FEATURES

Waterproof backpack • Suitable for all Jobe inflatable paddle boards (except 15 ft.) • Material: 850 grams PVC • Paddle holder • Pump holder • Dimensions: 29.5" x 19.7" x 11.8" | 75 x 50 x 30 cm • Volume: 110 l



## SUP PUMP DOUBLE ACTION 27 PSI

Item 480023002



### FEATURES

Double or single action up to 27 psi (1,9 bar) • 2000 cm<sup>3</sup> cylinder for quick pumping • Finish effortlessly by switching to single act on • Pressure gauge • Halkey roberts nozzle

## TRIPLE ACTION SUP PUMP

Item 410023001



### FEATURES

2 cylinders with triple action for quick result • Double or single act on up to 21 psi • capacity 3,5 + 3,5 l • Gauge to keep control • Protected air inlet • Halkey roberts nozzle: fits all Jobe boards

## SUP PUMP 12V

Item 410020001



### FEATURES

12v pump • Car battery alligator clips cable • Cigarette lighter connector • Fast two-stage low-to-high pressure inflation • Pumps up to 20 psi • 15 Ampere fuse required for this pump • Dimensions: 11.6" x 5.3" x 6.3" | 29,5 x 13,5 x 16 cm

## PORTABLE ELECTRIC AIR PUMP WITH BAG

Item 410022001



### FEATURES

Halkey roberts nozzle, fits all Jobe SUP valves • Pumps up to 20 psi • works on cigarette lighter plug or on the separate battery • Including 1 battery • Carrying bag • Handle for easy carrying • Shuts automatically after reaching desired psi • Inflates and deflates • Weight: 4.2kg | 9.3lbs • Pump Dimensions: 9" x 7" x 6.2" | 23 x 18 x 16 cm • Battery dimensions: 6" x 3.7" x 5.7", 15.6 x 9.6 x 14.6 cm

## PRESSURE GAUGE

Item 480020010



### FEATURES

Fits a Halkey Roberts valve • Measure up to 20 psi • Ø 1.6" x 3" | Ø 40 x 75 mm

## AERO SUP REPAIR KIT BLACK

Item 480019004



### FEATURES

PVC Patches in 13 colors • 1 tube of glue • 1 wrench

# ELITE SERIES



**YARRA ELITE 10.6**  
THE ALLROUND SUP

€



**DUNA ELITE 11.6**  
THE EXPLORER SUP

€



**E-DUNA ELITE 11.6**  
THE ELECTRIC EXPLORER SUP

€

<b>MANOEUVRABILITY</b>			
<b>STABILITY</b>			
<b>SPEED</b>			
<b>DIMENSIONS FT</b>	10'6" x 32" x 6"	11'6" x 31" x 6"	11'6" x 31" x 6"
<b>DIMENSIONS CM</b>	320 x 81,3 x 15 cm	350 x 78,75 x 15 cm	350 x 78,75 x 15 cm
<b>VOLUME</b>	310 l	324 l	320 l
<b>BOARD WEIGHT</b>	9,7kg   21.3lbs	11kg   24.2 lbsUp to 352 lbs	27.3 lbs   12,4 kg
<b>RIDER WEIGHT</b>	Up to 308 lbs   140 kg	160 kg	Up to 250 lbs   115 kg
<b>FIN SET UP</b>	8" EZ lock fin	8" EZ lock fin	8" EZ lock fin



# THE BEST OF THE BEST, FOR THOSE WHO WANT NOTHING LESS.

---

We have introduced the Elite Series for a select group of stand up paddlers who want nothing but the best. Jobe already offered one of the best boards in the world, and now we offer also the best packages in the world. Packed with the absolute best accessories of our range. Even some of the Elite accessories are completely new and especially designed for this range. "There's always room for improvement" does simply not apply for the Elite Series. We have gone all-in here!





# ELITE INNOVATIONS

We proudly introduce the all new Elite series to you. In this special range you will find the crème de la crème of stand up paddle boarding. This range is called into life to demand the stand up paddler who wants the best SUP experience possible.



## HOOK SYSTEM

Adapt your board to the next tour you're going to make. Attach the cargo net or a drybag to your board. Whether you need big storage or just your bottle of water, the hook system adapts easily.

## SANDWICH RAILTAPE

The Elite series comes with a sandwich railtape for less weight and more response. But we didn't stop there, we also added an additional railtape over the bottom seam. This prevents any leakage of air, giving you the most durable SUP out there.

## UPGRADED PACKAGE

A stand up paddle package of the Elite series only consists of the best products possible. We already had one of the best boards in the world, and now we offer you the best package in the world. If you want the absolute best stand up paddle experience: Go elite.







## CHANNELS

An innovative channel system which makes for a straighter line forward and gives you better traction on the water.



## CUSTOM DECKPAD

A total new EVA deckpad pattern that is exclusive to the Elite series.



## E-DUNA DRIVE

A powerful electric motor that both inflates your boards and sails you through the water. Provides up to 3 hours of running time and controllable on 3 different speed levels.



## CARBON RAIL

Provides extra stiffness, more durability and of course a high-end finish that is a lust for the eye.

## HONEYCOMB EZ LOCK FIN


The new Honeycomb Fin is one of the newest innovations in our stand up paddling range. Honeycomb fins are known for their extreme firmness and we have developed a model that can be easily attached without any tools or screws. If you're looking for the best... You have just found the best.



5y  
5 year  
Warranty

## AERO YARRA SUP ELITE BOARD 10.6 PACKAGE

Item 486423011



### BOARD TYPE

surf allround touring team

### FEATURES

5 year warranty • Heat bonded technology: more layer quality and safety • Jobe Non-slip EVA foam pattern, allows comfortable long term SUPing • Lightweight X-dropstitching construction • sandwich railtape with carbon sidewall • stringer on top and bottom • Removable bungee storage net • Waterproof front bag and waterproof tail backpack that are connectable to the d-rings • flat leash loop • Easy-to-carry neoprene handle with paddle holder • Bungee storage net • Halkey Roberts Valve • 8" EZ lock fin • D-ring on tip and tail • Valve patch assistance • Nose rocker: 9", Tail rocker: 0" • Recommended rider weight: Up to 140kg | 308 lbs • Board weight: 9,7kg | 21.3lbs • Package weight: 14,7kg | 32.4lbs • Dimensions: 10'6" x 32" x 6" | 320 x 81,3 x 15cm • Volume: 310 l • Package contains: Aero elite Yarra SUP board 10.6, stream 100% carbon 3-piece paddle, 1 big Waterproof backpack with hooks to connect your backpack onto your board, 1 small drybag with hooks to connect to your board, triple action pump, Padded Quick Release Waist Belt, 10ft / 3,04m coiled leash



## AERO DUNA SUP ELITE BOARD 11.6 PACKAGE

Item 486423004

NEW ITEM



2 strategically placed channels are placed underneath the feet, for faster turning and improved traction.



A special center channel setup has been placed to center out the board and reduce the times you have to switch from sides with paddling.



### BOARD TYPE

surf allround touring team

### FEATURES

Heat bonded technology: more layer quality and safety • 5 year warranty • Jobe Non-slip EVA foam pattern, allows comfortable long term SUPing • Lightweight X-dropstitching construction • sandwich railtape with carbon sidewall • stringer on top and bottom • Removable bungee storage net • Waterproof front bag and waterproof tail backpack that are connectable to the d-rings • flat leash loop • Easy-to-carry neoprene handle with paddle holder • Halkey Roberts Valve • 8" EZ lock fin • D-ring on tip and tail • Nose rocker: 9" • 1 front fin and 2 middle fins underneath the standing position for extra grip and traction • Tail rocker: 0" • Recommended rider weight: Up to 150kg | 330 lbs • Package weight: 16kg | 35.2lbs • Board weight: 11kg | 24.2 lbs • Dimensions: 11'6" x 31" x 6" | 350 x 78,8 x 15cm • Volume: 324 l • Package contains: Aero elite Duna SUP Board 11.6, stream 100% carbon 3-piece paddle, 1 big Waterproof backpack with hooks to connect your backpack onto your board, 1 small drybag with hooks to connect to your board, additional touring fin, triple action pump, Padded Quick Release Waist Belt, 10ft / 3.04m coiled leash

## AERO E-DUNA SUP ELITE BOARD 11.6 PACKAGE

Package 488823001



### BOARD TYPE

surf allround touring team

### E-DUNA DRIVE & REMOTE



### FEATURES

**E-Duna SUP board** Heat bonded technology: more layer quality and safety • 5 year warranty • Jobe Non-slip EVA foam pattern, allows comfortable long term SUPing • Lightweight X-dropstitching construction • sandwich railtape with carbon sidewall • stringer on top and bottom • Removable bungee storage net • Waterproof front bag and waterproof tail backpack that are connectable to the d-rings • flat leash loop • Easy-to-carry neoprene handle with paddle holder • Halkey Roberts Valve • 8" EZ lock fin • D-ring on tip and tail • Nose rocker: 9"•1 front fin and 2 middle fins underneath the standing position for extra grip and traction • Tail rocker: 0" • Recommended rider weight: Up to 150kg | 330 lbs • Board weight: 4,7kg | 32,6lbs -- Package weight: 19,7kg | 43,7lbs

• Dimensions: 11'6" x 31" x 6" | 350 x 78,8 x 15cm • Volume: 324 l • Package contains: Aero elite Duna SUP Board 11.6, stream 100% carbon 3-piece paddle, 1 big Waterproof backpack with hooks to connect your backpack onto your board, 1 small drybag with hooks to connect to your board, triple action pump, Padded Quick Release Waist Belt, 10ft / 3,04m coiled leash


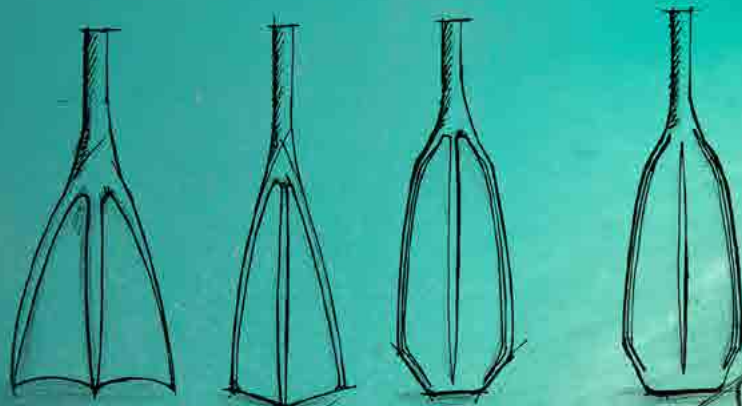
**Features motor:** Motor and pump in 1 • 3 speed levels up to: 5 Km/h | 3,1 Mp/h | 2,7 knots • Running time: up to 3 hours (It provides 3 hours of fully assisted cruising at a speed of 2 knots) • Remote: 0,1 kg / 0.22 lbs, can be mounted on the paddle (Bluetooth remote control) • Battery: 1,15 kg / 2.5 lbs • Charging time 8 hours on 220 volts • Weight: 3,1 kg | 6.83 lbs • Dimensions: 20" x 8" x 6" | 52 x 21 x 15cm



# INSPIRED BY NATURE, PERFECTED BY HUMAN

The new Stream paddle owes its origin to one of nature's best paddlers: Ducks! Millions of years of evolution have formed a shape that creates the best motion with as less effort as possible. We have processed that unique shape in our all new paddle: **THE STREAM**.

*Blade inspired By A Duck*



## ANATOMY BREAKDOWN

*Smooth*  
As we said, this paddle is inspired by duck feet and it shows in its design. A duck feet has 3 long toes with the web in between and you can see the resemblance in our Stream Paddle! Three ribs, one in the middle and two on the sides, act as the bones and reinforce the blade. The rest of the blades, functions as the webbing in between the toes which push you forward when paddling. This structure is tried and tested through evolution itself, so we can tell you this works great!


## THAT LITTLE EXTRA

The Stream has a different tip on the paddle and this is done with good reason. When you fully extend your arm, it's harder to pull the paddle towards you. But the closer your arm gets to your body, the more strength you can use. A more narrow tip on the paddle means less surface area which results in less pressure on your arms. But as you pull the paddle closer to your body and the blade goes deeper into the water, more surface area and thus more resistance comes onto the blade. This makes for smoother and more efficient paddling, costing less energy which will help you cover any distance.





**FREEDOM STICK YOUTH 2-PIECE**



Fiberglass Shaft




**ALUMINIUM 3-PIECE**






Reinforced Blade



**FUSION STICK LIME - ORANGE 3-PIECE**




10% Carbon shaft

ITEM	486719002	486721010 - 486721018	486721011 - 486721012
BLADE	Plastic	Plastic	Plastic
SHAFT	Fiberglass	Aluminium	10% carbon, 90% fiberglass
HANDLE	Plastic T-grip	Plastic T-grip	Plastic T-grip
WEIGHT	780 g - 1.71 lbs	980 g - 2.16 lbs	960 g - 2.08 lbs
PIECES	2	3	3
ADJUSTMENT	Pin-hole click and go	Clip with lever	Clip with lever
STIFFNESS			
LENGTH CM	137 cm x 171 cm	170 cm x 210 cm	170 cm x 210 cm
LENGTH INCH	53.9" x 67.3"	66.9" x 82.6"	66.9" / 82.6"
BLADE WIDTH	180 mm   7.1"	220 mm   8.7"	220 mm   8.7"
BLADE SURFACE	84 in²	94 in²	94 in²
BLADE ANGLE	9°	5°	5°
EDGE PROTECTOR	No	Yes	No






**NEW ITEM**  
STREAM 40% CARBON 3-PIECE



40% Carbon shaft and blade




**NEW ITEM**  
STREAM 100% CARBON 3-PIECE



Carbon Lay-up



**NEW ITEM**  
STREAM 100% CARBON 3-PIECE +  
PADDLE BAG



Carbon Lay-up

486723004   486723005	486723007	486723009
40% Carbon - 60% Fiberglass	100% Carbon	
40% Carbon - 60% Fiberglass	100% Carbon	Bag:
Fiberglass	100% Carbon	Foldable to 100cm to fit your
780 g - 1.7 lbs	680 g - 1.49 lbs	three-piece paddle
3	3	Shoulder strap for easy
Clip with lever	Clip with lever	carrying
180 cm x 220 cm	180 cm x 220 cm	
70.8" x 86.6"	70.8" x 86.6"	
191 mm   7.5"	131 mm   7.5"	
91 in²	90 in²	
10°	10°	
No	Yes	

## ADDICT SUP BOAT RACK

Item 400019001



### FEATURES

Fits 7/8", 1" & 1-1/4" rails • 061 aluminum alloy • Sandblasted anodized • Heat press, die cut, EVA protective foam • Heavy duty shock cords keep boards in place

### DRYBAG

10 l 220019001  
20 l 220019002  
40 l 220019003



### FEATURES

Ideal for travelling • 1 shoulder strap • 1 handle • Easy to carry • Keeps your gear dry free of water & dirt • Dimensions 10 l: 17.7" x 7.9" | 45 x 20 cm • Dimensions 20 l: 24.8" x 9.8" | 63 x 25 cm • Dimensions 40 l: 29.9" x 11.8" | 76 x 30 cm

## AERO CENTER SUP FIN ORANGE AND LIME

Lime 489921007  
Orange 489921008



### FEATURES

9" EZ lock fin • Fits: all Aero boards

## SUP PADDLE FLOAT SUPPORT

Item 486718001



### FEATURES

5 mm thick floating foam • Length: 13.6" | 34,5 cm

## ALL-IN ONE PADDLE BAG

Item 222019001



### FEATURES

Foldable to 100cm to fit your three-piece paddle • Strap for easy carrying • Suited for 3 piece, 2 piece and fixed paddles

## SUP LEASH 9FT

Item 480018021



### FEATURES

Length 9 ft. / 274 cm • Material: TPU • Key pocket in the foot strap

## WEBBING BUNGEE DOCK TIE

Item 210017035



### FEATURES

6 ft | 2,13 m mainline • Stainless steel hooks • Floating mainline • To attach your board to the dock

## TOURING FIN ORANGE AND LIME

Lime 489923021  
Orange 489923016



### FEATURES

11" EZ lock fin • Fits: all Aero boards

## RIVER FIN ORANGE AND LIME

Lime 489923020  
Orange 489923017



### FEATURES

5" EZ lock fin • Fits: all Aero boards

## HONEYCOMB FIN ORANGE

Item 489923015



### FEATURES

9" EZ lock fin • Fits: all Aero boards



## SUP BUNGEE CORD

4-Pack	480021004	Teal	480020013
Lime	480020012	Orange	480020014



## FEATURES

Customize your SUP with these bungee cords

## SUP LEASH COIL 10FT LIME AND ORANGE

Lime	489921002
Orange	489921001



## FEATURES

10 ft. | 3,04 m coiled leash • Material: TPU • Key pocket in the foot strap

## SUP CART

Item	480019305
------	-----------



## FEATURES

Lightweight cart w/ large removable wheels • Side stability kickstand • EVA bumpers to protect your board • Roll effortlessly because of the stainless steel bearings • Downstrap included

## CARGO NET AERO SUP

Midnight blue	480023004
---------------	-----------



Teal	480023006
------	-----------



## FEATURES

Bungee to store a Bottle or other accessories. • Pocket for your phone w/ water repellent zipper • Bungee cord with 4 hooks to connect the cargo net to your SUP.



## PADDED QUICK RELEASE WAIST BELT

Item	480023001
------	-----------



## FEATURES

attached any ankle leash cuff to the waist belt • easy to reach quick releasing buckle with bright toggle • Comfortable padding • Size 88 up to 128cm

## QUICK RELEASE WAIST BELT

Item	480023005
------	-----------



## FEATURES

attached any ankle leash cuff to the waist belt • easy to reach quick releasing buckle w/ bright toggle • Size 88 up to 128cm

# VESTS

WITH A PERFECT FIT.

## HOW TO CHOOSE 101

### MEN

Neoprene vests	103
Unify vests	105
Premium Neoprene vest	106
Premium Unify vest	106
50N Bodywarmer vest	107
Fragment vests	109

### WOMEN

Nylon Vest	111
Neoprene vests	112
Unify vests	113
Fragment vests	114
50N Bodywarmer vest	115

### UNISEX

4 Buckle vests	117
Dual vests	118
Universal vests	120
Comfort Boating Vest	121
Packages	120

### KIDS

Neoprene vests	123
Nylon vests	124
Neoprene safety vest	126
Comfort boating vest	126
Scribble vest	126
50N Bodywarmer	127

## PET VEST 121





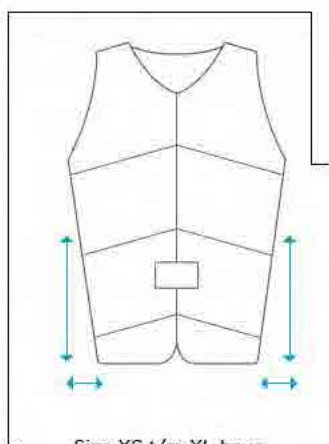
## JOBE'S PERFECT FIT

Jobe watersports life vests and buoyancy aid vests have a better fit than ever: Jobe's Perfect Fit. The fit of every Jobe vest is based on scientific research (conducted by TNO, 2015), where people of all sizes and ages were measured and weighted to determine the optimal size for every body type. We took these measures to extend our size range. Every vest is then tested by an official certified institution to make sure it meets the highest quality, comfort and safety standards.

A size for every body!



ATHLETE



Size XS t/m XL have  
Athlete sizing

## MEN PLUS SIZE

Whether you have an athlete or leisure kind of body type; there's always a vest with the right fit for every man and every body out there. Our + range gives just a bit more room so everyone can find their perfect fit!

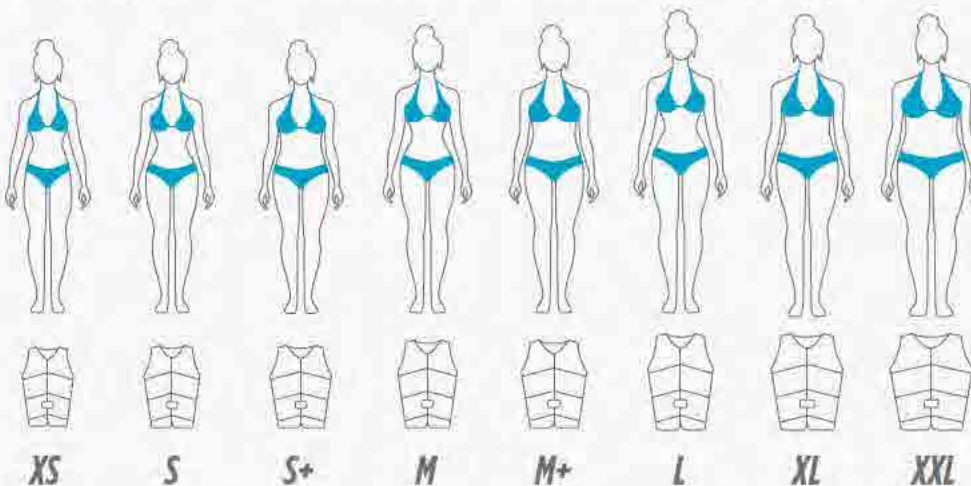


The plus sizes XL+ t/m 3XL+  
have extra centimeters  
added around the waist to  
create a perfect leisure fit

LEISURE

## WOMEN PLUS SIZE

Plus sizes for Women life vests have a different meaning than the men life vests. To create a perfect fit for our female customer we have minimized the grading between the women vests sizing, this resulted into the plus sizes in the women range to ensure you find your perfectly tailored vest.



EXTRA SIZES

## NEOPRENE MEN

A favorite among watersports enthusiasts

The Neoprene Men Vest is a fusion between our old Neoprene vest and Segmented vest. By combining these, we made a new vest, which offers more freedom of movement, a better fit and better performance. This makes our neoprene vest a real “bang for your buck” product, which you won't find anywhere else!



## MIX & MATCH

We've made sure that all of our vests make a perfect match with different types of wetsuits. So you can start mix and matching to your own liking. Moreover, our vests match with our hardgoods: from towables to wakeboards find your perfect match.





PREMIUM STRETCH + PVC		STRETCH + PVC		NYLON + PVC		NYLON + EPE	
SUPREME COMFORT		FULL COMFORT		REGULAR COMFORT		BASIC COMFORT	
							
							
<b>FRAGMENT</b>		<b>UNIFY</b>		<b>NEOPRENE</b>		<b>4 BUCKLE</b>	
						<b>DUAL</b>	
						<b>UNIVERSAL</b>	

## MATERIALS



### NEOPRENE FABRIC

- High stretch
- Soft to the skin
- Flexible fabric for complete freedom of movement



### PVC FOAM

- Durable closed cell foam
- Comfortable & soft



### NYLON FABRIC

- Lightweight material
- Quick dry



### EPE FOAM

- Lightweight
- Low water absorption



## NEOPRENE WOMEN

Our Neoprene Women Vest has a fit which is designed for the best fit for the ladies.

We have extended these vests with 3 centimeters in length for better floating capabilities. This gives you more vest and a better fit for a great price!



# MEN



NEOPRENE VEST MEN LIME GREEN

Item 244922004



SIZE S M L XL XL+ 2XL+ 3XL+



NEOPRENE VEST MEN MIDNIGHT BLUE

Item 244922003



SIZE S M L XL XL+ 2XL+ 3XL+



COMFORT LEVEL

bas c regular full supreme



more info on P100

FEATURES

- 50N ISO-certified (buoyancy added) • Always a perfect fit: more comfort and safety • Available in plus sizes • Soft PVC foam • Front zipper for fast entry
- Soft & flexible neoprene fabric • Adjustable webbing strap: 1.5" | 3.8 cm (2x)
- Split foam panels for freedom of movement • Safety D-ring attachment to attach an emergency cord • Water drainage system • Strong YKK buckle & YKK zipper • Made of 30% based limestone neoprene • Packed in recycled plastic polybag

NEOPRENE VEST MEN GRAPHITE GREY

Item 244922001

NEOPRENE VEST MEN BURGUNDY RED

Item 244922002

NEOPRENE VEST MEN REAL TEAL

Item 244922011



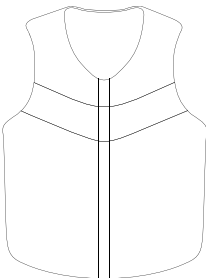
SIZE XS S M L XL XL+ 2XL+ 3XL+ 4XL+ 5XL+

SIZE S M L XL XL+ 2XL+ 3XL+



COMFORT LEVEL

basic regular full supreme



more info on P100

FEATURES

50N ISO-certified (buoyancy aid) • Always a perfect fit: more comfort and safety • Available in plus sizes • Soft PVC foam • Front zipper for fast entry • Soft & flexible neoprene fabric • Adjustable webbing strap: 1.5" | 3,8 cm (2x) • Split foam panels for freedom of movement • Safety D-ring attachment to attach an emergency cord • Water drainage system • Strong YKK buckle & YKK zipper • Made of 30% based limestone neoprene • Packed in recycled plastic polybag



UNIFY VEST MEN

Real teal 244923009  
Steel blue 244923010

Cobalt blue 244923008  
Black 244923007



SIZE XS S M L XL XL+ 2XL+ 3XL+



COMFORT LEVEL

basic regular full supreme

FEATURES

50N ISO-certified (buoyancy aid) • Comfort of a non-certified vest • Always a perfect fit: more comfort and safety • Made of 100% based limestone neoprene • Available in plus sizes • Soft PVC foam • Front zipper for fast entry • Soft & flexible neoprene fabric • Split foam panels for maximum freedom of movement • Adjustable webbing strap: 1,5" | 3,8cm • Water drainage system • Inside pocket with waterproof bag connector cord • Safety D-ring attachment to attach an emergency cord • Embossed neoprene • Transparent PVC details for a technical look and feel • Strong buckles & YKK zipper

PREMIUM NEOPRENE VEST BLACK

Item 244923013

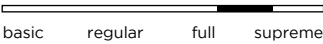


SIZE

- XS
- S
- M
- L
- XL
- 2XL+
- 3XL+



COMFORT LEVEL



FEATURES

50N ISO-certified (buoyancy aid) • Always a perfect fit: more comfort and safety • Made of 30% based limestone neoprene • Soft PVC foam • Front zipper for fast entry • Soft & flexible neoprene fabric • Split foam panels for maximum freedom of movement • Adjustable neoprene waist belt inside the vest for back support • Low horizontal foam segment to support sitting posture • Adjustable webbing strap: 1,5" | 3,8cm (2x) • Integrated webbing for a clean look • (2x) Neoprene pockets with velcro closure • Safety D-ring attachment to attach an emergency cord • Water drainage system • (2x) Neoprene holding handles • 3D mesh fabric backpanels for a perfect hydration • Strong YKK buckle & YKK zipper

PREMIUM UNIFY VEST BLACK

Item 244923014



SIZE

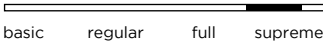
- S
- M
- L
- XL
- 2XL+
- 3XL+



Integrated back support



COMFORT LEVEL



FEATURES

50N ISO-certified (buoyancy aid) • Always a perfect fit: more comfort and safety • Made of 30% based limestone neoprene • Soft PVC foam • Front zipper for fast entry • Soft & flexible neoprene fabric • Split foam panels for maximum freedom of movement • Adjustable neoprene waist belt inside the vest for back support • Low horizontal foam segment to support sitting posture • Adjustable webbing strap: 1,5" | 3,8cm (2x) • Integrated webbing for a clean look • (2x) Neoprene pockets with velcro closure • Safety D-ring attachment to attach an emergency cord • Water drainage system • (2x) Neoprene holding handles • 3D mesh fabric backpanels for a perfect hydration • Strong YKK buckle & YKK zipper





## 50 NEWTON BODYWARMER MEN MIDNIGHT BLUE

Midnight Blue 244923003

IMPROVED



The bodywarmer deserves his name due to the 50 Newton floatability.

SIZE

XS

S

M

L

XL+

2XL+

3XL+



COMFORT LEVEL

basic regular full supreme

### FEATURES

50N ISO-certified (buoyancy aid) • Always a perfect fit: more comfort and safety • Available in plus sizes • Comfort and fit of a casual bodywarmer • Front zipper for fast entry • Strong and light weight nylon • Water drainage system • Inside pocket with carbine hook (2x) • Safety D-ring attachment to attach an emergency cord • Ribstop nylon fabric • Elastic cord in the collar • Strong YKK Zipper

# A FRAGMENT OF WHAT TO EXPECT

The Fragment is our top vest made with care for those who demand the best! But what makes this vest so special?

We'll give you a glimpse of the unique features of this vest but trust us: **Once you've tried one, you won't want anything else!**



## ATHLETIC PERFORMANCE

Top performance is what it's all about! We wanted to create a vest which has the best performance, but which also keep safety in mind. Strategically placed panels make for optimal freedom of movement but ensure floatation.

Where others sacrifice safety for performance, we went above and beyond to ensure the best of both!

## AESTHETICS LIKE NO OTHER

Something which no one has seen before, the Fragment vests come with lasercut neoprene panels, creating a perforated look. A unique

visual feature which you won't see anywhere else, and which just looks insane. Added to that, we see that water can drain from here as well, shedding weight as well!

Form Follows Function is the name of the game!

## SIMPLY THE BEST!

From its focus on safety, to its freedom of movement, to the "Perfect Fit" technology, the Fragment has it all! But it's also made from the best neoprene, which is our Supreme Stretch Neoprene. A vest with such a great panel placement, combined with the stretchiness of our neoprene makes for a vest which is simply the best!



FRAGMENT VEST MEN BURGUNDY RED

Item 244922009




FRAGMENT VEST MEN MIDNIGHT BLUE

Item 244922010



SIZE

S M L XL+ 2XL+ 3XL+



COMFORT LEVEL

basic regular full supreme

FEATURES

50N ISO-certified (buoyancy added) • Comfort of a non-certified vest • Always a perfect fit: more comfort and safety • Available in plus sizes • Soft PVC foam • Front zipper for fast entry • Water drainage system • Inside pocket with waterproof bag connector cord • Safety D-ring attachment to attach an emergency cord • Lasercut neoprene panels for high end feel on the water • Soft & flexible supreme stretch fabric • Separated foam panels for maximum freedom of movement • Protective zipper flap and cover • Longer fit • Strong YKK Zipper • Made of 100% based limestone neoprene • Packed in recycled plastic polybag



# WOMEN



NYLON VEST WOMEN VINTAGE TEAL

Item: 244821001



SIZE

XS S S+ M M+ L XL 2XL




COMFORT LEVEL

basic regular full supreme

FEATURES

50N ISO-certified (buoyancy added) • Always a perfect fit: more comfort and safety • Available in plus sizes • Lightweight EPE-foam • Front zipper for fast entry • Strong & lightweight nylon fabric • Short fit for more freedom of movement • Adjustable webbing strap: 1.5" | 3.8 cm (2x) • Water drainage system • Safety D-ring attachment to attach an emergency cord • Strong YKK buckle & YKK zipper • Packed in recycled plastic polybag



NEOPRENE VEST WOMEN ROSE PINK

Item 244922005



SIZE

- XS
- S
- S+
- M
- M+
- L
- XL
- 2XL
- 3XL




NEOPRENE VEST WOMEN MIDNIGHT BLUE

Item 244922006

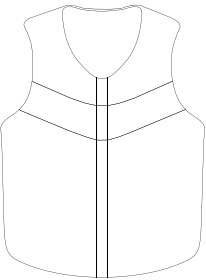


SIZE

- XS
- S
- S+
- M
- M+
- L
- XL
- 2XL



COMFORT LEVEL



more info on P101

FEATURES

50N ISO-certified (buoyancy aid) • Always a perfect fit: more comfort and safety • Available in plus sizes • Soft PVC foam • Front zipper for fast entry • Soft & flexible neoprene fabric • Embroidery stitching pattern for luxurions feel • Adjustable webbing strap: 1.5" | 3,8 cm (2x) • Safety D-ring attachment to attach an emergency cord • Water drainage system • Short fit for more freedom of movement • Strong YKK buckles & YKK zipper • Made of 30% based limestone neoprene • Packed in recycled plastic polybag • Longer fitting of 3 cm in total length



UNIFY VEST WOMEN STEEL BLUE

Item 244923005



UNIFY VEST WOMEN ROSE PINK

Item 244923006



UNIFY VEST WOMEN VINTAGE TEAL

Item 244923001



SIZE

- XS
- S
- S+
- M
- M+
- L
- XL
- 2XL



COMFORT LEVEL



FEATURES

- 50N ISO-certified (buoyancy added) • Comfort of a non-certified vest • Always a perfect fit: more comfort and safety • Made of 100% based limestone neoprene
- Available in plus sizes • Soft PVC foam • Front zipper for fast entry • Soft & flexible neoprene fabric • Split foam panels for maximum freedom of movement
- Adjustable webbing strap: 1.5" | 3.8cm • Water drainage system • Inside pocket with waterproof bag connector cord • Safety D-ring attachment to attach an emergency cord • Embossed neoprene • Transparent PVC details for a technical look and feel • Strong YKK buckle & YKK zipper

FRAGMENT VEST WOMEN VINTAGE TEAL

Item 244922007

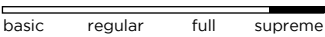


SIZE

XS S S+ M M+ L XL 2XL



COMFORT LEVEL



FRAGMENT VEST WOMEN DENIM BLUE

Item 244922008



FEATURES

50N ISO-certified (buoyancy aid) • Comfort of a non-certified vest • Always a perfect fit: more comfort and safety • Available in plus sizes • Separated foam panels for maximum freedom of movement • Lasercut neoprene panels for high end feel on the water • Soft & flexible supreme stretch fabric • Front zipper for fast entry • Protective zipper flap and cover • Water drainage system • Inside pocket with waterproof bag connector cord • Safety D-ring attachment to attach an emergency cord • Longer feminine fit • Strong YKK buckle & YKK zipper • Made of 100% based limestone neoprene • Packed in recycled plastic polybag





## 50 NEWTON BODYWARMER WOMEN MIDNIGHT BLUE

Midnight blue 244923002

IMPROVED



The bodywarmer deserves his name due to the 50 Newton floatability.

SIZE

XS S S+ M M+ L XL 2XL



COMFORT LEVEL

basic regular full supreme

### FEATURES

- 50N ISO-certified (buoyancy added) • Always a perfect fit: more comfort and safety • Available in plus sizes • Comfort and fit of a casual bodywarmer • Front zipper for fast entry • Strong and light weight nylon • Water drainage system
- Inside pocket with carbine hook (2x) • Safety D-ring attachment to attach an emergency cord • Ribstop nylon fabric • Elastic cord in the collar • Feminine fit
- Strong YKK Zipper

# UNISEX





## 4 BUCKLE VESTS

Lime 244823001  
Teal 244823002

Blue 244823013  
Black 244823004



SIZE

XS S M L XL 2XL 3XL



SIZE

XS S M L XL 2XL 3XL



SIZE

XS S M L XL 2XL 3XL



SIZE

XS S M L XL 2XL 3XL 4XL



COMFORT LEVEL

basic regular full supreme


## FEATURES

50N ISO-certified (buoyancy aid) • Always a perfect fit: more comfort and safety  
• Soft pvc foam on front & sides, lightweight EPE-foam on back • Strong & lightweight nylon fabric • Adjustable webbing strap: 1,5" | 3,8cm (4x) • Safety D-ring attachment to attach an emergency cord • Water drainage system • Unisex fit • Strong YKK Buckles

DUAL VESTS

Lime 244823005  
Teal 244823017


Blue 244823006  
Black 244823008



SIZE **S/M** **L/XL** **2XL/3XL** **4XL/5XL**



COMFORT LEVEL



FEATURES

50N ISO-certified (buoyancy aid) • Always a perfect fit: more comfort and safety  
• Strong & lightweight nylon fabric • Safety D-ring attachment to attach an emergency cord • Water drainage system • Comfortable due to nylon sides • Unisex fit • Soft pvc foam on front & sides, lightweight EPE-foam on back • Adjustable webbing strap: 1,5" | 3,8cm (4x) • Strong YKK Buckles





## UNIVERSAL VESTS

Teal

244823003



Red

244823011



Blue

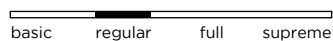
244823012



SIZE



COMFORT LEVEL



### FEATURES

50N ISO-certified (buoyancy aid) • Always a perfect fit: more comfort and safety • Soft pvc foam on front & sides, lightweight EPE-foam on back • Strong & lightweight nylon fabric • Adjustable webbing strap: 1,5" | 3,8cm (4x) • Safety D-ring attachment to attach an emergency cord • Water drainage system • Unisex fit • Strong YKK Buckles

## UNIVERSAL PACKAGE

Item

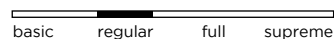
244823009



SIZE



COMFORT LEVEL



### FEATURES

50N ISO-certified (buoyancy aid) • Always a perfect fit: more comfort and safety • Lightweight EPE-foam • Strong & lightweight nylon fabric • Water drainage system • Adjustable sizing due to open sides • Unisex fit • Ventilating transparent bag • Package: 4 vests • Adjustable webbing strap: 1" | 2,5cm (3x) • Safety D-ring attachment to attach an emergency cord • Strong YKK Buckles



## EASY BOATING PACKAGE

Item 244817770



### COMFORT LEVEL

basic regular full supreme

### SIZE

UNI

### FEATURES

100N ISO-certified (life jacket) • Package: 4 vests - Size S/M 2x - Size L/XL 2x • Lightweight EPE-foam • Strong & lightweight nylon fabric • Bright color & reflecting panels for optimal visibility • Whistle in case of emergency • Ventilating transparent bag • Unisex fit

## COMFORT BOATING VEST YELLOW

Item 244823010



### COMFORT LEVEL

basic regular full supreme

### SIZE

60/90KG

90+KG

### FEATURES

100N ISO-certified (life jacket) • Lightweight EPE-foam • Strong & lightweight fabric • Adjustable webbing strap: 1.5" | 3,8cm • Adjustable webbing strap: 1" | 2,5cm • Crotch strap for optimal safety • Bright color & reflecting panels for optimal visibility • Whistle in case of emergency • Unisex fit

## PET VEST

Lime teal 240023001



### SIZE

XS

S

M

L

XL

### FEATURES

Strong & lightweight nylon fabric • EPE-foam • Reflective handle on back of the vest • Adjustable webbing strap: 1" | 2,5cm • Safety D-ring for attaching a dog leash • Strong YKK buckle & YKK zipper



# KIDS





## NEOPRENE VESTS YOUTH

Black 244921009  
Blue 244921012  
Red 244921013

Hot Pink 244921010  
Lime Green 244921011



### COMFORT LEVEL

basic regular full supreme

### SIZE

116 128 140 152 164 176

### FEATURES

50N ISO-certified (buoyancy aid) • Soft PVC foam • Front zipper for fast entry • Soft & flexible neoprene fabric • Adjustable webbing strap: 1.5" | 3.8 cm (2x) • Water drainage system • Unisex fit • Strong buckles & YKK zipper • Made of 30% based limestone neoprene • Packed in recycled plastic polybag

## NYLON VESTS YOUTH

Red 244823015  
Teal 244823016

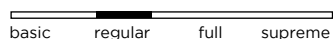
Lime Green 244823007  
Blue 244823014



SIZE



COMFORT LEVEL



## FEATURES

50N ISO-certified (buoyancy aid) • Lightweight EPE-foam • Strong & lightweight nylon fabric • Adjustable webbing strap: 1,5" | 3,8cm (3x) • Water drainage system • Unisex fit • One size 30-40kg • Strong YKK Buckles







## NEOPRENE SAFETY VEST YOUTH

Item 244920001

### COMFORT LEVEL

basic regular full supreme

### SIZE

XS/S M/L

### FEATURES

100N ISO-certified (life jacket) • EPE-foam • Front zipper for fast entry • Water drainage system • Unisex fit • Crotch strap for optimal safety • Whistle in case of emergency • Bright color & reflecting panels for optimal visibility • Soft & flexible neoprene fabric on the outside and light 3D fabric on the inside • Adjustable webbing strap: 1" | 2,5 cm (2x) • Sizes: XS/S: < 20 kg, M/L: 20-30 kg • Strong YKK buckle & YKK zipper • Packed in recycled plastic polybag



## COMFORT BOATING VEST YOUTH YELLOW

Item 244823010

### COMFORT LEVEL

basic regular full supreme

### SIZE

10/15kg 15/20kg 20/30kg 30/40kg 40/60kg

### FEATURES

100N ISO-certified (life jacket) • Lightweight EPE-foam • Strong & lightweight fabric • Adjustable webbing strap: 1,5" | 3,8cm • Adjustable webbing strap: 1" | 2,5cm • Crotch strap for optimal safety • Bright color & reflecting panels for optimal visibility • Whistle in case of emergency • Unisex fit



## SCRIBBLE VEST

Item 244823018

### COMFORT LEVEL

basic regular full supreme

### SIZE

UNI

### FEATURES

50N ISO-certified (buoyancy aid) • Lightweight EPE-foam • Front zipper for fast entry • Strong & lightweight nylon fabric • Adjustable webbing strap: 1" | 2,5cm (2x) • Water drainage system • Unisex fit • Crotch strap for optimal safety • One size 30-40kg • Strong YKK buckle & YKK zipper



## 50 NEWTON BODYWARMER YOUTH

Dark Teal 244920024

M dnight Blue 244920025



### SIZE

6 8 10 12 14 16

### COMFORT LEVEL

basic regular full supreme

### FEATURES

50N ISO-certified (buoyancy added) • Always a perfect fit: more comfort and safety • Comfort and fit of a casual bodywarmer • Front zipper for fast entry • Strong and light weight nylon • Water drainage system • Inside pocket with carabine hook (2x) • Safety D-ring attachment to attach an emergency cord • Strong YKK Zipper



# WETSUITS

FASHIONABLY WARM.

## CHOOSE YOUR WETSUIT

131

### MEN

Shorties	133
Fullsuits	133
Long johns and jackets	138
Steamers	138
Jet collection	139

### WOMEN

Shorties	141
Fullsuits	141
Long johns and jackets	145
Steamers	145

### ACCESSOIRES

Wet gear bag	146
Poncho	146
Neoprene accessoires	146

### KIDS

Shorties	149
Fullsuits	150
Steamer	151





# FOR ALL WATERSPORTS

With a Jobe wetsuit you can enjoy watersports all year long! The thickness, length, construction and the thermo lining of the suit determines the warmth of a wetsuit. Jobe wetsuits range from 1,5 to 4/3 mm neoprene, so you can hit the water with any temperature.

All Jobe wetsuits have ergonomic panels for optimal freedom of movement and comfort. Perfect for all kind of watersports! On top of that, the collection has fresh colors with bright details that matches with the rest of the Jobe collection.

**Mix and find your perfect Match!**



## D3O SHINPROTECTOR

When you're out on a jet ski, you need a wetsuit to protect you - aside from keeping you warm. With the innovative panels in our Detroit fullsuit 3/2 mm and Toronto Long John 2 mm you get that extra protection with help of the durable D3O material.

Two separated panels in the knee and shin area have a wide protection range and great comfortability. A strong D3O panel protects the knee and the panel for the shin area is made of D3O LITE and covers a larger surface. D3O LITE is a range of soft, lightweight foams that offer enhanced cushioning and long-term comfort.

## LIMESTONE

At Jobe Sports, we use a Limestone based neoprene, which comes with lots of benefits. It's light, warm, it soaks up less water, has more flex and limestone has better isolation qualities. This offers great freedom of movement for the ultimate watersports experience. On top of that this fabric is more resistant to tearing then traditional wetsuits, so it makes them more durable!



# WHAT WE'RE MADE OF

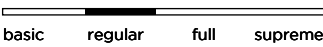
We demand only the best neoprene for our wetsuits. Neoprene is the most important determinant of stretch and because we believe you should comfortably perform water sports, Jobe wetsuits all have a great level of stretch. Enjoy the comfort and flexibility of how we incorporate stretch in our wetsuits.



## REGULAR STRETCH

1. Polyester top layer
2. Cr foam for a comfortable feeling
3. Polyester bottom layer


## REGULAR STRETCH



## FULL STRETCH

1. Polyester top layer for excellent stretch, a smooth feeling and a soft touch
2. Scr foam for a comfortable feeling
3. Stretch polyester bottom layer

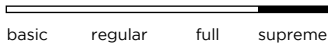
## FULL STRETCH



## SUPREME STRETCH

1. Stretch polyester top layer for excellent stretch, a smooth feeling and a soft touch
2. Cr foam for a comfortable feeling and extra stretch
3. Stretch polyester bottom layer with a thermo finish

## SUPREME STRETCH



# FILLED WITH FEATURES & TECHNIQUES

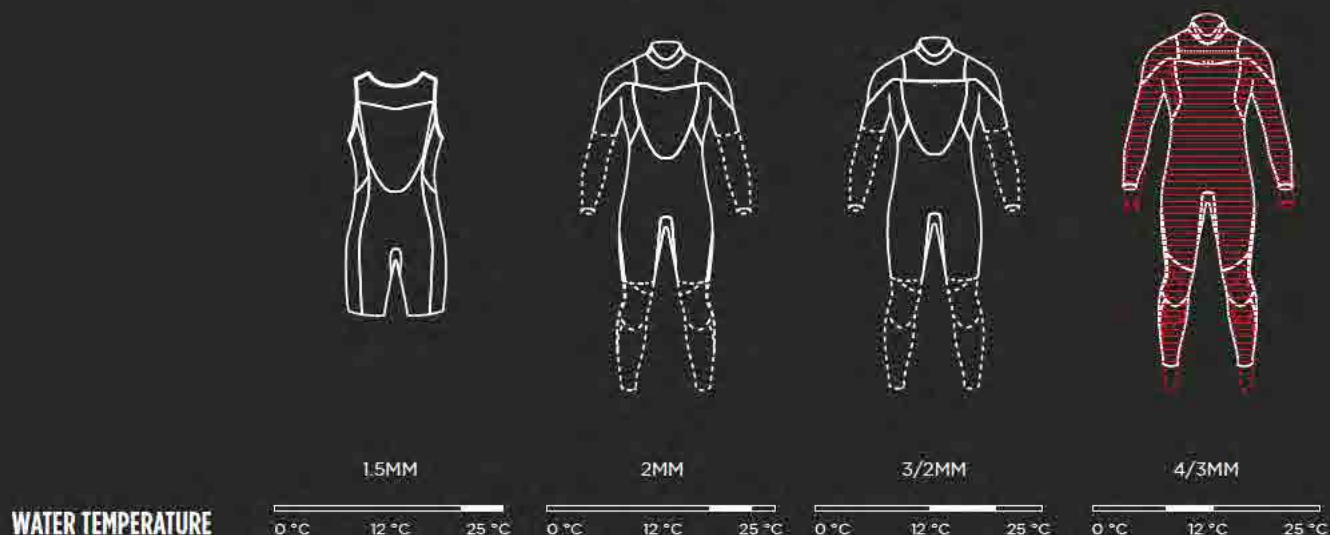
A wetsuit protects your body & keeps your body warm in the water. Jobe wetsuits are produced from the highest quality neoprene. As a result, the overall level of stretch is much higher than normally used. On top of that all wetsuits are developed with specific ergonomic panels for optimal freedom of movement and comfort in each design. But it doesn't stop there; we also use drainage thermo inner lining in our steamers to keep you optimally warm. This technique quickly drains the cold water and keeps your body heat. Also we have strengthened our seams to ensure durability use.

Discover your perfect Jobe wetsuit that matches the level of stretch and warmth you need!



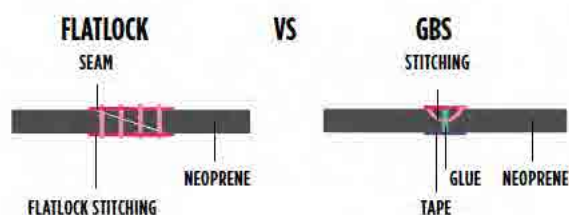
## CHOOSE YOUR WETSUIT

Choosing your wetsuits is dependent on the water temperature and the type of water sports you want to perform. Wakeboarding or slalom skiing demands a higher level of stretch than laying on a tube. Therefore, you want to look for the level of stretch in a wetsuit. Besides that, a chest zip gives more flexibility to the wetsuit, while a back zip means the wetsuit is easier to put on. Knowing the temperature of the water is very important. Colder temperatures require more high end wetsuits like our steamers that use a lot of techniques to keep you warm. Enjoying a tubing day in the summer? Then look for a shorty wetsuit instead.



## STITCHING TECHNIQUES

The stitching of the seams is an important determinant of the warmth and flexibility of the wetsuit. Flatlock stitching is most common and it is a super durable technique. Flatlock stitching perforates the neoprene which means water might still enter the wetsuit. Therefore, we use the GBS technique in our high end wetsuits to give extra flexibility and that are meant to keep you warm. GBS stands for glued and blind stitched. The neoprene is first glued and afterwards it's stitched. The stitching is only down half through so it doesn't perforates the neoprene. Water does not enter the wetsuit that way and that is what you want in cold water temperatures.



# MEN





## ATLANTA SHORTY 2MM

Item: 303620001



### NEOPRENE TYPE

bas c regular full supreme

### WATER TEMPERATURE

0 °C 12 °C 25 °C

### SIZE

S M L XL 2XL 3XL

### FEATURES

CE certified • Regular stretch neoprene • Durable flatlock seams • Strengthening tape inside • Back zipper for fast entry • Made of 50% based limestone neoprene • Packed in recycled plastic polybag

## ATLANTA FULLSUIT 2MM

Item: 303520001



### NEOPRENE TYPE

bas c regular full supreme

### WATER TEMPERATURE

0 °C 12 °C 25 °C

### SIZE

S M L XL 2XL 3XL

### FEATURES

CE certified • Regular stretch neoprene • Durable flatlock seams • Strengthening tape inside • Back zipper for fast entry • Protective strong knee pads • Made of 50% based limestone neoprene • Packed in recycled plastic polybag



## PERTH SHORTY CHESTZIP 3/2MM

Item 303620003



### NEOPRENE TYPE

basic regular full **supreme**

### WATER TEMPERATURE

0 °C 12 °C **25 °C**

### SIZE

**S** M L XL **2XL**

### FEATURES

Chest zipper for max flex & minimal water entry • 3 mm neoprene on chest & back, 2 mm on other panels • Full stretch neoprene • Durable flatlock seams • Strengthening tape inside • Made of 50% based limestone neoprene • Packed in recycled plastic polybag



## PERTH SHORTY 3|2MM

Graphite Grey 303621002

Red 303621003

Blue 303621001

Teal 303621009



### NEOPRENE TYPE

bas c regular full supreme

### WATER TEMPERATURE

0 °C 12 °C 25 °C

### SIZE GRAPHITE GREY

XS S M L XL 2XL 3XL 4XL

### SIZE RED

S M L XL 2XL 3XL

### SIZE BLUE

S M L XL 2XL 3XL

### SIZE TEAL

S M L XL 2XL 3XL

### FEATURES

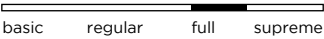
- 3 mm neoprene on chest & back, 2 mm on other panels
- Full stretch neoprene
- Durable flatlock seams
- Strengthening tape inside
- Back zipper for fast entry
- Made of 50% based limestone neoprene
- Packed in recycled plastic polybag

PERTH FULLSUIT CHESTZIP 3|2MM

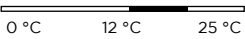
Item 303520004



NEOPRENE TYPE



WATER TEMPERATURE



SIZE



FEATURES

Chest zipper for max flex & minimal water entry • 3 mm neoprene on chest & back, 2 mm on other panels • Full stretch neoprene • Durable flatlock seams • Strengthening tape inside • Protective strong knee pads • Made of 50% based limestone neoprene • Packed in recycled plastic polybag





PERTH FULLSUIT 3/2MM

Graphite Grey 303521003

Red 303521001

Blue 303521002



NEOPRENE TYPE

basic regular full supreme

WATER TEMPERATURE

0 °C 12 °C 25 °C

SIZE GRAPHITE GREY

XS S M L XL XXL 3XL 4XL

SIZE RED

S M L XL XXL 3XL

SIZE BLUE

S M L XL XXL 3XL

FEATURES

- 3 mm neoprene on chest & back, 2 mm on other panels
- Full stretch neoprene
- Durable flatlock seams
- Strengthening tape inside
- Back zipper for fast entry
- Protective strong knee pads
- Made of 50% based limestone neoprene
- Packed in recycled plastic polybag

## YUKON FULLSUIT BACKZIP 4|3MM

Item 303522004



## TORONTO LONG JOHN 2MM

Item 303823001



## TORONTO JACKET 2MM

Item 303823002



### NEOPRENE TYPE

basic regular full supreme

### WATER TEMPERATURE

0 °C 12 °C 25 °C

### SIZE

S M MT L LT XL 2XL

### FEATURES

Drainage thermo inner lining: warm & dry (full wetsuit) • Glued & blind stitched seams: no water entry through seams • Neoprene taped seams inside for maximum warmth, strength & protection • Available in tall sizes • Back zipper for fast entry • 4 mm neoprene on chest & back, 3 mm on other panels • Supreme stretch neoprene • Comfy minimal seam technology • Adjustable & detachable ankle straps • Protective strong knee pads • Water drainage system • Water blocking wrist cuffs • Key pocket with elastic cord • Made of 100% based limestone neoprene • Packed in recycled plastic polybag



### NEOPRENE TYPE

basic regular full supreme

### WATER TEMPERATURE

0 °C 12 °C 25 °C

### SIZE

S M L XL 2XL 3XL

### FEATURES

2 mm full stretch neoprene • Durable flatlock seams • Improved velcro shoulder entry • Breathable back knees • Protective strong knee pads • Large armholes for maximum freedom of movement • Made of 50% based limestone neoprene • Packed in recycled plastic polybag



### NEOPRENE TYPE

basic regular full supreme

### WATER TEMPERATURE

0 °C 12 °C 25 °C

### SIZE

S M L XL 2XL 3XL

### FEATURES

2 mm full stretch neoprene • Durable flatlock seams • Front zipper for fast entry • Made of 50% based limestone neoprene • Packed in recycled plastic polybag



## TORONTO JET LONG JOHN 2MM SHINPROTECTOR

Item 303823003



### NEOPRENE TYPE

basic   regular   full   supreme

### WATER TEMPERATURE

0 °C   12 °C   25 °C


### SIZE

S   M   L   XL   2XL   3XL

### FEATURES

2 mm full stretch neoprene • Durable flatlock seams • Strengthening tape inside • Velcro shoulder entry • Breathable back knees • D3O Shin & Knee protection ([www.d3o.com](http://www.d3o.com)) • Large armholes for maximum freedom of movement • Extra comfortable & extra long shin panel • Made of 50% based limestone neoprene • Packed in recycled plastic polybag





**WOMEN**



## SAVANNAH SHORTY 2MM

Item 303620002



## SAVANNAH FULLSUIT 2MM

Item 303520002



### NEOPRENE TYPE

bas c. regular full supreme

### WATER TEMPERATURE

0 °C 12 °C 25 °C

### SIZE

S M L XL XXL

### FEATURES

CE certified • Regular stretch neoprene • Durable flatlock seams • Strengthening tape inside • Back zipper for fast entry • Feminine fit • Made of 50% based limestone neoprene • Packed in recycled plastic polybag

### NEOPRENE TYPE

bas c. regular full supreme

### WATER TEMPERATURE

0 °C 12 °C 25 °C

### SIZE

S M L XL XXL

### FEATURES

CE certified • Regular stretch neoprene • Durable flatlock seams • Strengthening tape inside • Back zipper for fast entry • Protective strong knee pads • Feminine fit • Made of 50% based limestone neoprene • Packed in recycled plastic polybag

## SOFIA SHORTY 3|2MM

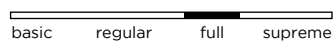
Rose pink 303622002

Midnight Blue 303622001

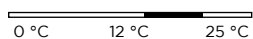
Vintage teal 303623001



### NEOPRENE TYPE



### WATER TEMPERATURE



### SIZE



### SIZE



### SIZE



### FEATURES

- 3 mm neoprene on chest & back, 2 mm on other panels • Full stretch neoprene • Durable flatlock seams • Strengthening tape inside • Back zipper for fast entry
- Feminine fit • Made of 50% based limestone neoprene • Packed in recycled plastic polybag





## SOFIA FULLSUIT 3|2MM

Midnight Blue 303522001

Rose Pink 303522003

Vintage Teal 303522002



## SOFIA FULLSUIT CHESTZIP 3|2MM VINTAGE TEAL

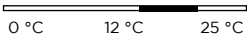
Item 303522007



### STRETCH



### WATER TEMPERATURE



### SIZE



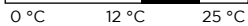
### FEATURES

- 3 mm neoprene on chest & back, 2 mm on other panels • Full stretch neoprene • Durable flatlock seams
- Strengthening tape inside • Back zipper for fast entry • Protective strong knee pads • Feminine fit • Made of 50% based limestone neoprene • Packed in recycled plastic polybag

### STRETCH



### WATER TEMPERATURE



### SIZE



### FEATURES

- Chest zipper for max flex & minimal water entry • 3 mm neoprene on chest & back, 2 mm on other panels • Full stretch neoprene • Durable flatlock seams
- Strengthening tape inside • Protective strong knee pads • Feminine fit • Made of 50% based limestone neoprene • Packed in recycled plastic polybag



PORTO LONG JOHN 2MM

Item 303823004



PORTO JACKET 2MM

Item 303823005



ASPEN FULLSUIT BACKZIP 4/3MM

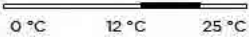
Item 303522005



STRETCH



WATER TEMPERATURE



SIZE



FEATURES

**Long John:** 2 mm supreme stretch neoprene • Durable flatlock seams • Improved velcro shoulder entry • Breathable back knees • Protective strong knee pads • Feminine fit • Large armholes for maximum freedom of movement • Made of 50% based limestone neoprene


**Jacket:** 2 mm supreme stretch neoprene • Durable flatlock seams • Front zipper for fast entry • Feminine fit • Made of 50% based limestone neoprene • Packed in recycled plastic polybag



STRETCH



WATER TEMPERATURE



SIZE



FEATURES

Drainage thermo inner lining: warm & dry (full wetsuit) • Glued & blind stitched seams: no water entry through seams • Neoprene taped seams inside for maximum warmth, strength & protection • Back zipper for fast entry • 4 mm neoprene on chest & back, 3 mm on other panels • Supreme stretch neoprene • Comfy minimal seam technology • Strengthening tape inside • Adjustable & detachable ankle straps • Protective strong knee pads • Key pocket with elastic cord • Feminine fit • Water blocking wrist cuffs • Water drainage system • Made of 100% based limestone neoprene • Packed in recycled plastic polybag

## WET GEAR BAG

Item 220017001



### FEATURES

Waterproof tarpaulin bag • 2 webbing handles for easy carrying • Take your wet gear with you

## PONCHO

Item 560021001



### SIZE

UNI

### FEATURES

Soft & quick dry fabric • Keeps you warm • Towel for changing • One size • 90% organic cotton, 10% polyester

## NEOPRENE SHORT

Item 300017150



### SIZE

S M L XL 2XL 3XL

### FEATURES

2 mm supreme stretch neoprene • Durable flatlock seams • Packed in recycled plastic polybag

## NEOPRENE SOCKS

Item 300017554



### SIZE

S M L

### FEATURES

Glued & blind stitched seams: no water entry through seams • 3 mm full stretch neoprene • Pre-curved shape for optimal comfort • Unisex fit • Packed in recycled plastic polybag

## NEOPRENE HOOD

Item 300020001



### SIZE

S M L

### FEATURES

Glued & blind stitched seams: no water entry through seams • Perforated ear holes • Supreme stretch neoprene • Packed in recycled plastic polybag







KIDS



## BOSTON SHORTY 2MM

Teal 303621008

Red 303621006

Hot Pink 303621007

Blue 303621005



### STRETCH

bas c regular full supreme

### WATER TEMPERATURE

0 °C 12 °C 25 °C

### SIZE

104 116 128 140 152 164 176

### FEATURES

CE certified • 2 mm full stretch neoprene • Durable flatlock seams • Strengthening tape inside • Back zipper for fast entry • Unisex fit • Made of 50% based limestone neoprene • Packed in recycled plastic polybag

## BOSTON FULLSUIT 3|2MM

Hot Pink 303521009

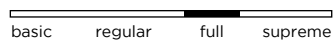
Red 303521008

Blue 303521007

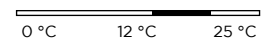
Teal 303521010



### STRETCH



### WATER TEMPERATURE



### SIZE



### FEATURES

CE certified • 3 mm neoprene on chest & back, 2 mm on other panels • Full stretch neoprene • Durable flatlock seams • Strengthening tape inside • Back zipper for fast entry • Protective strong knee pads • Unisex fit • Made of 50% based limestone neoprene • Packed in recycled plastic polybag



## MALMÖ FULLSUIT 5/3MM

tem 303522006



### STRETCH

basic regular full supreme

### WATER TEMPERATURE

0 °C 12 °C 25 °C

### SIZE

L XL 2XL 3XL

### FEATURES

Warm thermo inner lining (chest & back) • Glued & blind stitched seams: no water entry through seams • Chest zipper for max flex & minimal water entry • 5 mm neoprene on chest & back, 3 mm on other panels • Supreme stretch neoprene • Comfy minimal seam technology • Key pocket w th elastic cord • Strengthening tape inside • Protective strong knee pads • Water blocking wrist & ankle tape • Water drainage system • Unisex fit • Made of 100% based limestone neoprene • Packed in recycled plastic polybag





# ***MULTI POSITION BOARDS***

**AN UNLIMITED AMOUNT OF FUN IN JUST ONE BOARD.**

**HOW TO CHOOSE**

153

**MULTI POSITION BOARDS**

154





# MEET THE JOBE MULTI POSITION BOARDS

STIMMEL



OMNIA



CHIPPER



## STIMMEL VS. OMNIA

The Stimmel is our classic multi position board with removable surf fins. It's big brother, the Omnia, is produced with the same techniques as our wakeboard collection and has therefore similar great features. The Omnia is lighter, thinner, contains removable footstraps and the board is more playful yet equally strong!

## UNIQUE TOW POINTS AND INTEGRATED SIDE HANDLES

Our unique tow points makes the start so easy! Simply put the handle in the tow point, grab the side handles and the boat pulls you out of the water.

Our unique tow points come in 2 different designs. One of the Stimmel & Omni and one specially for the Chipper!

## ROTOMOLDED VS. COMPRESSION MOLDED

Our Stimmel & Chipper are roto molded which makes both boards super strong and durable. Our Omnia board is compression molded which makes it strong, thin and light resulting in a playful and responsive board.



STIMMEL MULTI POSITION BOARD

Item 252522001 Package 258822001



PLAYFULNESS



POSITIONS



FEATURES

Removable surf fins • injection molded side handle with integrated Tow-hook • Comfortable anti-slip EVA deck • All-in-one product • Weight: 7 kg | 15.4 lbs • Dimensions: 151 x 62 | 59,45" x 24,41" Board thickness: 5cm | 1.97"

PACKAGE CONTAINS

Tow Hook Handle



MULTI PADDED BOARD BAG

Item 220021001



FEATURES

Super strong 600D nylon • Fully padded for max protection • Big front pocket with zipper • Extra long zipper • Water drains • Tie-down straps • Fits all Jobe kneeboards, wakeboards, wakesurfers and most multi position boards • Easy-to-carry comfortable straps • Dimensions: 65" x 23.6" x 2.4" | 165 x 60 x 6 cm

OMNIA MULTI POSITION BOARD

Item 252322001



PLAYFULNESS



POSITIONS



FEATURES

Highpress core • Fiberglass • Thin profiled maneuverable shape • Injection molded side handle with integrated tow-hook • Easy slip-in removable foot straps • Comfortable anti-slip EVA deck • All-in-one product • Weight 5,8 kg | 12.8 lbs • Dimensions: 147 x 59cm | 58" x 23,25" Board thickness: 2cm | 0.8"

TOW HOOK HANDLE

Item 211222003



FEATURES

15 inch | 38,1 cm wide handle • 27,4 mm thick round grip • EVA profiled handle grip • 16 strand main line • 65 ft | 19,81 m main line with 2 extensions 5 ft | 1,5 m • Super-durable rubber tow hook handle for easy starts • Fits the Jobe Slash, Sentry, Omnia and Stimmel





## CHIPPER MULTI POSITION BOARD WITH HANDLE

Package 252520002

### PLAYFULNESS



### POSITIONS



### FEATURES

Board includes rope and handle • Plastic rotomolded • Tow point for easy starts and towing • Nylon webbing side handle • Comfortable EVA traction pad provides a great foothold • Channel bottom design • All-in-One product

- Diameter: 39.4" | 100 cm • Board thickness: 5,5cm | 2.2"



## DISCOVER THE DIFFERENT WATERSPORTS POSITIONS OF THE OMNIA & STIMMEL & CHIPPER

Turn, twist and jump: everything's possible with the Jobe multi position boards. You can use it to water ski, kneeboard, lay down and ride like a towable, wakeboard, wakesurf, sit on it and so much more. Find your position and go play!





# ***KNEEBOARDS***

**THESE DO THE TRICK.**

**HOW TO CHOOSE  
KNEEBOARDS**

157

158





# CHOOSE YOUR KNEEBOARD



## SLASH

The Slash is an easy to ride board with a fast learning curve. This board is fast, super playfull and its winged outline is great for carving!



## SENTRY

The shape and base of the Sentry has a great forgiving feel, while the twin tip design allows you to play around.



## PROPHECY

Your entry way to a wide range of tricks! The Prophecy is a light and stable board that is playfull and perfect for tricks.

## SLASH

The Slash features an innovative winged outline that creates one of the most playful kneeboards that we ever had! This special shape gains more speed and effortlessly carves you through the water. It's slashing time!



## EASY START

Both the Slash and Sentry feature an integrated tow hook which make an easy start possible.

## ROTO MOLDED VS COMPRESSION MOLDED

The Slash and Sentry boards have a rotomolded foam injection build, which gives the boards extra buoyancy and durability.

Our Prophecy kneeboard is produced with the same techniques as our wakeboard collection and has therefor similar great features.. The high-press core is covered in Tri-tech fiberglass to produce a light and thin board ensuring a strong product with the best response and playfulness.

SLASH KNEEBOARD

Teal 252522002

Package 258822002

Lime Green 252522003

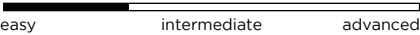
Package 258822003



RESPONSIVE



RIDER LEVEL



PLAYFULNESS



FEATURES

- Easy start tow hook • Comfortable EVA foam kneepad • Deep center channel for stability • Winged outline for extra playfulness and slashing through the water
- Max rider weight 100 kg | 220.5 lbs • Size: 124 cm x 51,5 cm | 48" x 20.3"

PACKAGE CONTAINS

Transparent Kneeboard Bag • Universal Vest Teal • Tow Hook Handle



PACKAGE CONTAINS

Transparent Kneeboard Bag • Universal Vest Blue • Tow Hook Handle





# SLASH

## KNEEBOARD

Last year, the Slash has proven to be an innovator which has been loved by all! Where other have a factory standard shape, we decided to take a different route and implement our Form Follows Function philosophy in our design.



### EASY START TOW HOOK

This board comes equipped with a tow hook for an easy start. Kneeboarding made easy for beginners and young ones as this tow hook makes it possible to connect your handle and makes starting from the water as easy as can be.

### WINGED OUTLINE

The Slash features an innovative winged outline that creates one of the most playful kneeboards that we ever had! This special shape gains more speed and effortlessly carves you through the water. It's slashing time!

### EVA DECKPAD

An ergonomically shaped EVA deckpad offers plenty of dampening for a ride on the Slash. But more importantly, this makes for an extremely comfortable ride which never gets old.

### CHANNELS

This board features a channel setup which has been tried and tested to get the most out of the unique winged outline. A channel setup which is combined with a deep center channel for stability and deeper channels towards the tail make for plenty of grip. But because we kept the molded fins out, you do get a board which has a playful touch making it possible to twist, turn and slash around.



SENTRY KNEEBOARD

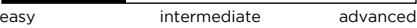
Item 252721001  
Package 258822006



RESPONSIVE



RIDER LEVEL



PLAYFULNESS



FEATURES

Easy start handle hook • Fully padded single kneeboard strap • Comfortable EVA foam knee pad • Molded fins for extra traction • Twin tip • Max rider weight 120 kg | 264.6 lbs • Dimensions: 132 x 53cm | 51,97" x 20,87" Board thickness: 6cm | 2.4"

PACKAGE CONTAINS

Transparent Kneeboard Bag • Universal Vest blue • Tow Hook Handle



PROPHECY KNEEBOARD

Item 252321002



RESPONSIVE



RIDER LEVEL



PLAYFULNESS



FEATURES

High press core • Fully padded single kneeboard strap • Tri-tech fiberglass • Comfortable EVA foam knee pad • Molded fins and deep channels for extra traction • Max rider weight 120 kg • Made with 100% solar power • Dimensions: 133 x 54 cm | 52,36" x 21,26" Board thickness: 3,5cm | 1.4"

MULTI PADDED BOARD BAG

Item 220021001



FEATURES

Super strong 600D nylon • Fully padded for max protection • Big front pocket with zipper • Extra long zipper • Water drains • Tie-down straps • Fits all Jobe kneeboards, wakeboards, wakesurfers and most multi position boards • Easy-to-carry comfortable straps • Dimensions: 65" x 23.6" x 2.4" | 165 x 60 x 6 cm

TOW HOOK HANDLE

Item 211222003



FEATURES

15 inch / 38,1 cm wide handle • 27,4 mm thick round grip • EVA profiled handle grip • 16 strand main line • 65 ft | 19,81 m main line with 2 extensions 5 ft | 1,5 m • Super-durable rubber tow hook handle for easy starts • Fits the Jobe Slash, Sentry, Omnia and Stimmel







# WATERSKI

NEVER GETS OLD.

## HOW TO CHOOSE

163

## SKIS

Combo skis

164

Trainers

167

Slalom skis

168

## BINDINGS & ACCESSORIES

170





## ORIGIN OF JOBE

Back in '74, pro water-skier Jeff Jobe founded the brand with the belief that we can do better, be better, make better products. Fast forward to 2023 and we still believe this to be true and strive to innovate and make the best products on the market.

### COMBO SKIS

BEGINNER

INTERMEDIATE

ADVANCED



### SLALOM SKIS

BEGINNER

INTERMEDIATE

ADVANCED



### TOE STRAP

The extra molded overlay adds more durability which is useful when you let go of your combo ski to continue slalom skiing.

### OUTLINES

Our skis come with a tapered outline, ensuring the best time out on the water! A wide nose which runs narrow towards the tail of the ski gives the ski its floating capabilities and makes sure the nose of your ski doesn't dive underwater. Add some extra rocker in the nose of your ski and you've got yourself one of the best pieces of watersports gear out there.

### TECHNOLOGY

Our range of skis come with the best tech to ensure the best ride. The outline might give the skis their flotation but the tech on the inside makes for the dampening and response. A rim injection combined with metal rods for better response, bright fins for visibility, V-bottom for better traction and that's just the tip of the iceberg!



ALLEGRE COMBO SKIS RED

Item 203322002  
Package 208822003



ALLEGRE COMBO SKIS TEAL

Item 203322003  
Package 208822002






ALLEGRE COMBO SKIS BLUE

Item 203322001  
Package 208822001



PACKAGE CONTAINS

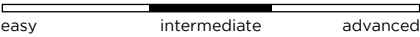
Combo skis, Transparant Combo Bag, Ski Combo Transfer, Universal Vest



RESPONSIVE



RIDER LEVEL



SIZE

67"

SIZE

59"

67"

SIZE

67"

FEATURES

Recreational level water skis • For both combo and entry-level slalom skiing • Bright fins for extra visibility • Comfortable front toe and adjustable heel • Extra overlay for durability • Slalom toe • Glossy protective top finish • Rim injection construction with metal rods for extra stiffness • V bottom design for easy edge to edge and better tracking • Adjustable binding fits size: 59": US 1-6 | Europe 32-40 • Adjustable binding fits size: 65": US 5,5-14 | Europe 36-47 • Weight Range 59": < 55 kg, 67": > 50 kg • Graphic printed with ecofriendly waterbased ink • Made with the use of solar power







HEMI COMBO SKIS

Item 202422001



RESPONSIVE

RIDER LEVEL

SIZE

easy

intermediate

advanced

59"

65"

FEATURES

Beginner level water skis • Bright fins for extra visibility • Comfortable front toe and adjustable heel • Extra overlay for durability • Slalom toe • Glossy protective top finish • Rim injection construction with metal rods for extra stiffness • Wide profile for easy starts • Tunnel design for easy edge to edge and better tracking • Adjustable binding fits size: 59": US 1-6 | Europe 32-40 • Adjustable binding fits size: 65": US 5,5-14 | Europe 36-47 • 59" Incl: stabilizer bar • Weight range 59": < 55 kg | 65": > 50 kg • Graphic printed with ecofriendly waterbased ink • Made with the use of solar power

MODE COMBO SKIS

Item 203222001



RESPONSIVE

RIDER LEVEL

SIZE

easy

intermediate

advanced

67"

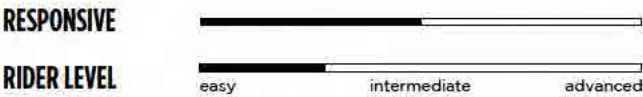
FEATURES

Sport level waterskis • Bright fins for extra visibility • Comfortable and supportive rubber fixed binding • Slalom toe • Glossy protective top finish • Rim injection construction with metal rods for extra stiffness • V bottom design for easy edge to edge and better tracking • Binding size: US 5,5-14 | EU 36-47 • Weight range: 67" > 50 kg • Graphic printed with ecofriendly water-based ink • Made with the use of solar power



HEMI TRAINERS

Item 202422002



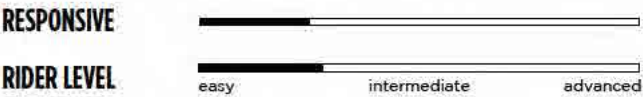

SIZE 46"

FEATURES

Beginner level water skis for kids • Bright fins for extra visibility • Comfortable front toe and adjustable heel • Extra overlay for durability • Glossy protective top finish • Rim injection construction with metal rods for extra stiffness • Wide profile for easy starts • Tunnel design for easy edge to edge and better tracking • Including rope, handle and stabilizing bar • Adjustable binding fits size: US 3-6 | EU 29-36 • Graphic printed with ecofriendly waterbased ink • Made with the use of solar power

BUZZ TRAINERS WATERSKIS

Item 203421001



SIZE 46"

FEATURES

Beginner level combo skis for kids • Bright fins for extra visibility • Comfortable front toe and adjustable heel • Wood construction • Including rope, handle and stabilizing bar • US <4.5 | EU <36

MODE SLALOM SKI + BINDING

Item 262522001



RESPONSIVE



RIDER LEVEL



SIZE

67"

FEATURES

Beginner level slalom ski • Bright slalom ski fin for extra visibility • Comfortable rubber fixed binding • Glossy protective top finish • Rim injection construction with metal rods for extra stiffness • V bottom design for easy edge to edge and better tracking • Binding size: US 6-14 / Europe 36-47 • Graphic printed with ecofriendly waterbased ink • Made with the use of solar power

BARON SLALOM SKI

Item 262322001



RESPONSIVE



RIDER LEVEL



SIZE

67"

69"

FEATURES

3-stage flex pattern to give you stiffness where you need • Foam Core • Recreational level slalom skis • Edge-to-edge concave for better traction • Standard aluminium slalom fin • High press fiberglass molded • Made with 100% solar power

ENCORE SLALOM SKI

Item 262322002



RESPONSIVE



RIDER LEVEL



SIZE

67"

68"

FEATURES

PU Core • Sport level slalom ski • 3 Stage flex pattern gives you stiffness where you need it • 50/50 carbon infused fiberglass that gives the ski more response and stiffness but keeping it all light as a feather • Back bone V tech to give you stiffness and responsiveness • Competition Tail • Edge-to-edge concave for better traction • Made with 100% solar power







### COMFORT SLALOM BINDING

Item 333121002



#### SIZE

5-8 8-11 11-14

#### FEATURES

Aluminium low profile base plate • Inner liner for pro-level support • Soft heel pads for proper foot placement • Flex panels on different areas • Soft ergonomic shaped foot bed • Dual laces • Made with the use of solar power

### TRANSFER SKI COMBO

Red 211222002  
Blue 211222001



#### FEATURES

12 inch | 30,48 cm wide handle • 1.1 inch | 28 mm thick round grip • Rubber handle grip • 16 strand main line • 60 ft | 18,28 m main line • Traditional waterski rope and handle • Breakstrength: 1600 lbs | 726kg

### FOCUS SLALOM BINDING

Item 333121001



#### SIZE


STAND XL

#### FEATURES

Nylon plastic base plate • Inner liner for pro-level support • Dual laces • Soft heel pads for proper foot placement • Flex panels on different areas • Soft ergonomic shaped foot bed • Made with the use of solar power

### SPORT SERIES

2 section 211117025  
8 section 211117026



#### FEATURES

12 inch | 30,48 cm wide handle • 1.1 inch | 28 mm thick round grip • Rubber profiled handle grip • Max break strength: 1600 lbs | 726 kg • 75 ft | 22,86 m main line with 2 (2 section) or 8 (8 section) extensions



### RTP ALUMINIUM

Item 330021001



#### SIZE

MINI STAND XL

#### FEATURES

Aluminium low profile base plate • Soft ergonomic shaped foot bed • Made with the use of solar power

### RTP ADJUSTABLE NYLON

Item 333121003



#### SIZE

STAND

#### FEATURES

Strong nylon plate • Soft ergonomic shaped foot bed • Made with the use of solar power

### 15" EASY UP DEEP V DELUXE

Item 211220001



#### FEATURES

Easy start handle hook • 15 inch / 38,1 cm wide handle • 27,4 mm thick round grip • EVA profiled handle grip • 16 strand main line • 70 ft | 21,33 m main line • Pencil floats to support floatation • Max break strength: 1600 lbs | 726 kg • Makes starting easier with a slalom ski

### STABILIZING BAR

Standard 200805002  
Junior 200805003



## COMBO WATERSKIS BAG

Item 221219001



### FEATURES

Super strong 600D nylon • Fits all Jobe Allegre Combo Skis • Comfortable shoulder straps • Dimensions: 68.1" x 12.9" x 7.9" | 173 x 33 x 20 cm

## CABLE BRIDLE STAINLESS HOOKS 8FT 1P

Item 210017030



### FEATURES

Length: 8 ft | 2.4 m • Maximum pull 1 person • 2 stainless steel carabiners to connect to your boat • Floats to keep the rope away from the propeller • Max break strength: 1200 lbs | 544 kg

## ROPE BRIDLE STAINLESS HOOKS 12FT 1P

Item 210017029



### FEATURES

Length: 12 ft | 3.6 m • Maximum pull 1 person • 2 stainless steel carabiners to connect to your boat • Floats to keep the rope away from the propeller • Max break strength: 1200 lbs | 544 kg

## SLALOM BUOY

Orange 420016002  
Yellow 420016003  
Green 420016004



### FEATURES

Buoy to mark the spots on the water surface

## WATERSPORTS BRIDLE WITH PULLEY 12FT 2P

Item 210017032



### FEATURES

Length 12 ft | 3.65 m • Maximum pull 2 persons • 2 stainless steel carabiners to connect to your boat • Max break strength: 2375 lbs | 1077 kg

## WATERSPORTS BRIDLE WITHOUT PULLEY 8FT 2P

Item 210017031



### FEATURES

Length 8 ft | 2.43 m • Maximum pull 2 persons • 2 stainless steel carabiners to connect to your boat • Max break strength: 2375 lbs | 1077 kg

## SKI FLAG FLAME ORANGE

Item 210305001



### FEATURES

Bright colored flag that serves as a warning





# WAKEBOARDS



## RAISING THE BAR

### HOW TO CHOOSE

176

### WAKEBOARDS

Beginner  
Advanced

178  
182

### BINDINGS

Closed toe bindings  
Open toe bindings

186  
186

### ACCESSORIES

Ropes and handles  
Bags  
Other accessories

187  
187  
187

### SETS AND PACKAGES

188





# IT'S ALL ABOUT THE EXPERIENCE!

It's not about the highest jumps, the most spins or double flips, wakeboarding is about the good times! We're longing for those summer days on the boat with friends. The days where we ride out, push each other and laugh about our fails and cheer when we land something new, it's all about the experience!

# NEVER NOT INNOVATING

We don't hold back when we put our finishing touches on our products and innovate on some of our most popular products, which is why we set out with the goal to push the boundaries and implement something truly unique in the 2023 wakeboard range. This being our **indent technology**, a simple yet sophisticated way of reducing material and weight but enhancing the response of a board.

So for 2023 we took our Prolix and Maddox boards, sat down with our R&D team and looked at where we cut take away materials and enhance its stiffness, which has resulted in more stiffness at the center of both boards and in the case of the Prolix also an enhanced stiffness in the tip & tail. Perfect for those days out behind the boat.








# WAKEBOARD CONSTRUCTION

2023 has seen the birth of a next-level generation in our product development. For this year, we raised the bar which resulted in state-of-the-art constructions for the best ride possible.

## HIGH-PRESS CORE



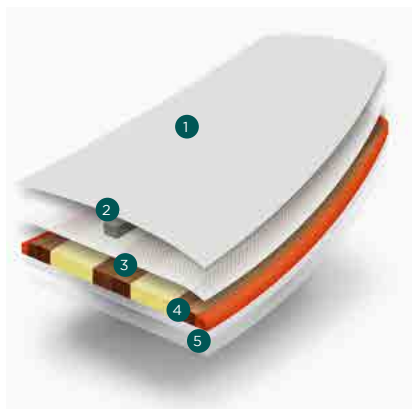
### FUNCTIONAL AND RELIABLE

1. Topsheet
2. Stringer
3. Fiberglass lay-up
4. **High-press core**
5. Fiberglass lay-up
6. Base

### HIGH-PRESS CORE

Foam is a lightweight material which absorbs the blows from a landing and makes for higher jumps due to the reduced weight.

## HYBRID CORE



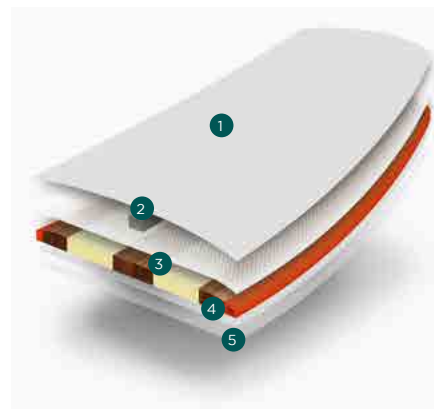
### THE ULTIMATE MATCH OF FLEX AND STRENGTH

1. Topsheet
2. Stringer
3. Fiberglass lay-up
4. **Hybrid core of wood and PU foam**
5. Fiberglass lay-up
6. Base

### HYBRID CORE

A combination of PU foam and wood core for unmatched performance. This makes for a lightweight board with a nice soft flex, the best of both worlds!

## GLIDE CORE



### STRONG, DURABLE AND FLEXIBLE

1. Topsheet
2. Stringer
3. Fiberglass lay-up
4. **Glide core of wood and PVC**
5. Fiberglass lay-up
6. Base

### GLIDE CORE

The Glide Core is our most high-end core. A mix of wood with PVC make for a stiff board while keeping it extremely light. If you're looking for the best, this is it.

# ROCKERS

## THREE STAGE



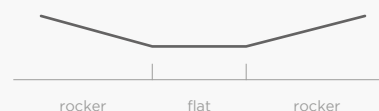
Looking for aggressive pop and an easy lock? Three-stage is the way to go. A shape which gives a competitive edge to your board.

## CONTINUOUS



A shape with a more forgiving and relaxed nature. This rocker has a more consistent speed which also results in the fastest shape out there.

## HYBRID



This rocker is the best of both worlds. It combines the speed of a continuous rocker with the aggressive pop of a three stage rocker.



# WAKEBOARD LINE-UP

## VERTEX PRO

GLIDE CORE

CONTINUOUS

The Vertex Pro has been designed for the top rider who wants nothing but the best. This board is backed-up with the latest innovations to create our most responsive board ever!

## VERTEX

HIGH-PRESS CORE

CONTINUOUS

The Vertex is the little brother of it's "Pro" version and offers more forgiveness without compromising it's performance. If you're a rider who wants to start stomping pro tricks but don't want to buy top-bill, the Vertex is your weapon of choice.

## BREACH

HYBRID CORE

THREE STAGE

Reinforced with our backbone tech, the Breach is one of the more aggressive boards in the line-up. Made to ride hard and with an insane pop for the advanced rider.

## KNOX

HYBRID CORE

THREE STAGE

The new honeycomb carbon plate underneath the bindings make for a responsive ride! Combine this with a triple concave and channels, making this our best version to date.

## MADDOX JR

HYBRID CORE

THREE STAGE

For the kids who are sending it like adults! Based of our normal Maddox version, this board is perfect for kids who are more advanced and in need of a board that rips.

## MADDOX

HIGH-PRESS CORE

THREE STAGE

Pro rider level, made accessible! Designed for pro riders with deep channels for an unmatched grip but it has the capabilities to help every rider progress.

## PROLIX

HIGH-PRESS CORE

HYBRID

A smooth ride for the intermediate boat rider combining a moderate traction with great control all while it's rolled edges provide durability.

## VANITY

HIGH-PRESS CORE

CONTINUOUS

The Vanity is the board for the intermediate boat rider who wants to progress, it's molded fins make for traction and control while a narrow outline give it responsiveness and speed.

## LOGO SERIES

HIGH-PRESS CORE

THREE STAGE

The logo is the board for making your first turns! It comes with molded fins and a removable center fin for great grip, while using it's double concave for a smooth ride.

JINX WAKEBOARD PACKAGE 128

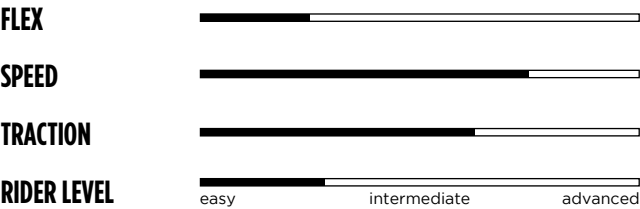
Item 278821008



PACKAGE CONTAINS



Transparant Wakeboard Bag, Jinx Wakeboard, Junior Bindings, Jinx Rope



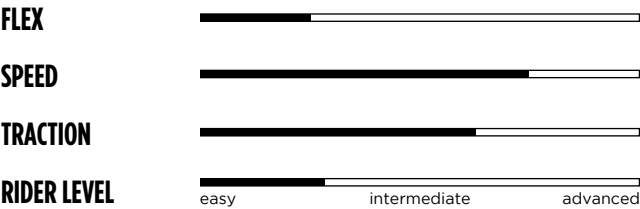
SIZE 128

FEATURES

Continuous rocker • High-press core • High-press fins • Deep grooved channels for traction and control • Double concave bottom design for smooth landings • Package contains: Jinx Wakeboard, transparent Wakeboard Bag, Junior Bindings and Jinx Rope • 2 removable nylon fins • Board: 128 cm | 50.4"

MADDOX JR WAKEBOARD

Item 272523005



SIZE 127

FEATURES

3-stage rocker • High press fins • 2 removable nylon center fins • Tri- Tech fiberglass • High-press core • Deep grooved channels: Giving you the most grip and control • Made with 100% solar power • Non-obstacle board: not meant for riding kickers, sliders, or other obstacles



## LOGO SERIES WAKEBOARD

Board only 272522005 Maze package: 27882200 Unit package: 278822008



### PACKAGE CONTAINS



Transparent Wakeboard Bag, logo Wakeboard, Maze Bindings, Wake Combo Prime Red



Transparent Wakeboard Bag, logo Wakeboard, Un t Bindings, Wake Combo Prime Red

### FLEX




### SPEED



### TRACTION



### RIDER LEVEL



### SIZE

138

### FEATURES

3-stage rocker • High-press core • Double concave bottom design for smooth landings • Deep grooved channels for stability and control • High-press fins • 2 removable nylon fins • Non-obstacle board: not meant for r ding k ckers, sliders, or other obstacles • Made in a 100% solar powered company

## VANITY WAKEBOARD

Board only 272522002



### PACKAGE CONTAINS



Transparent Wakeboard Bag, Vanity Wakeboard, Wake Combo Prime Blue, Maze Bindings OR Un t Bindings

### SETS

131 Maze package: 278822001

131 Unit package: 278822004

136 Maze package: 278822002

136 Un t package: 278822005

141 Maze package: 278822003

141 Unit package: 278822006

### FLEX



### SPEED



### TRACTION



### RIDER LEVEL



### SIZE

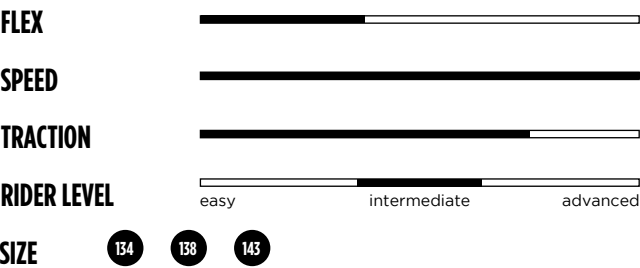
131 136 141

### FEATURES

Continuous rocker • High-press core • High-press fins • 2 removable nylon fins • Deep grooved channels: giving you the most grip and control • Non-obstacle board: not meant for r ding k ckers, sliders, or other obstacles • Made in a 100% solar powered company

PROLIX WAKEBOARD

Item 272523003

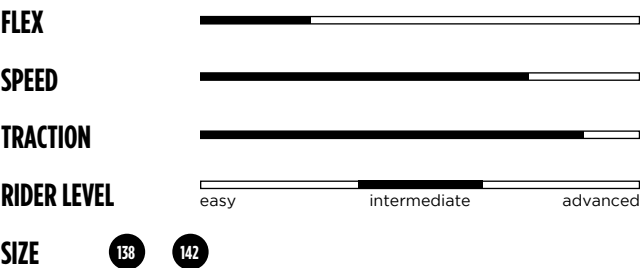


FEATURES

Hybrid rocker • High-press core • 4 removable nylon fins • Tri-tech fiberglass • H.I.T. base • Rolled edge for playfulness • Smooth grooved channels: giving you grip when needed • Made in a 100% solar powered company

MADDOX WAKEBOARD

Item 272523002



FEATURES

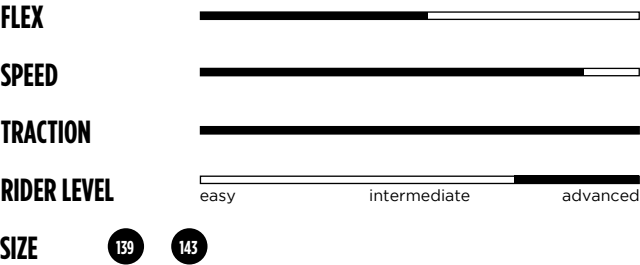
3-stage rocker • 4 removable nylon fins • Tri-tech fiberglass • High-press core • Deep grooved channels: More aggressive and max loading before the pop • Non-obstacle board: not meant for riding kickers, sliders, or other obstacles • Made in a 100% solar powered company





BREACH WAKEBOARD

Item 272523001

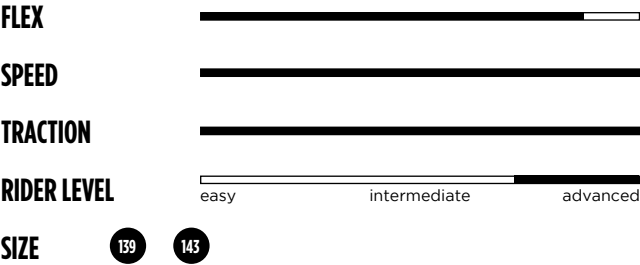



FEATURES

3-stage rocker • The next gen Breach: 600 grams lighter and loaded with innovations and high tech carbon • BackBone Tech: Innovative high tech advanced placing of carbon rods to boost board feel, response and add center stiffness • Hybrid core: foam and wood mix • H.I.T. base • 4 removable nylon fins • Deep grooved channels: giving you the most grip and control • Tri-tech fiberglass • Concave tip and tail for clean take offs and soft landings • Tip and tail flex construction giving ou the flex where needed • Made in a 100% solar powered company

KNOX WAKEBOARD

Item 272523004



FEATURES

3-stage rocker • The next gen Knox: 275 grams lighter, more response and direct feel with the carbon infused Layup • Speed sheets - Honey comb carbon speed sheets to give a direct response and feel of the board • Hybrid core: foam and wood mix • H.I.T. base • Deep grooved channels: giving you the most grip and control • Tri-tech fiberglass • Impact rails • 4 removable nylon fins • Overall flex construction • Made in a 100% solar powered company






# VERTEX WAKEBOARD

Item 272522008



## FLEX



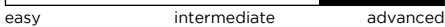
## SPEED



## TRACTION



## RIDER LEVEL



## SIZE

137 141 145

## FEATURES


Continuous rocker • Milled traditional foam core • Backbone Tech high tech advanced placing of carbon rods to boost board feel, response and add stiffness • 4 Removable nylon fins • ABS impact rail • Breaking spline that breaks the water for soft landings • Double concave for extra speed and stability • Gripping tip and tail for max loading before the pop • Made in a 100% solar powered company

# VERTEX PRO WAKEBOARD

Item 272522009



## FLEX



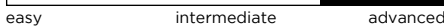
## SPEED



## TRACTION



## RIDER LEVEL



## SIZE

137 141 145

## FEATURES

Fully tricked out for the pro riders developed for more control, consistency, speed and pop • Lightest board in the range • Continuous rocker • Glide Core keeping the board light and stiff consist out off PVC foam and pauwlonia wood • Backbone Tech: high tech advanced placing of carbon rods to boost board feel, response and add stiffness • 4 Removable nylon fins • ABS impact rail • 50/50 carbon infused fiberglass that gives the board more response and stiffness but keeping it all light as a feather • Breaking spline for soft landings • Double concave for extra speed and stability • Gripping tip and tail for max loading before the pop • Made in a 100% solar powered company





### CHARGE WAKEBOARD BINDINGS

Item 393022001



#### SIZE

7/8 8/9.5 10/11

#### FEATURES

Comfortable ergonomic footbed • Soft heel pads for proper foot placement • Ergonomic molded foam liner for extra support and a perfect fit • 3D molded tongue for the best fit possible • J-bars to keep your ankle in place • Dual lace with easy slide lace loops • Jobe lace lock system • Stiffy plates

### NITRO WAKEBOARD BINDINGS

Item 393020001



#### SIZE

7/8 8/9.5 10/11

#### FEATURES

Comfortable ergonomic footbed • Soft heel pads for proper foot placement • Soft and comfortable foam inner liner • Stretchy flex panels to control your ride • Double lace construction perfect wrapped fit • Custom Jobe lace lock to secure your foot

### REPUBLIC WAKEBOARD BINDINGS

Item 393123001



#### SIZE

3/6 7/10 10/12

#### FEATURES

Comfortable ergonomic footbed • Soft heel pads for proper foot placement • Ergonomic foam liner • 3D molded tongue for the best fit possible • J-bars to keep our ankle in place • Dual lace with easy slide lace loops

### HOST WAKEBOARD BINDINGS

Item 393121002



#### SIZE

3/6 7/10 10/12

#### FEATURES

Comfortable ergonomic foot bed • Soft heel pads for proper foot placement • Soft and comfortable foam inner liner • Stretchy flex panels to control your ride • User friendly velcro straps for a fast entry

### UNIT WAKEBOARD BINDINGS

Item 393122002



#### SIZE

3/6 7/10 10/12

#### FEATURES

Custom Jobe lace lock to secure your foot • Single lace • Stretchy flex panels to control your ride • Durable EVA liner • Easy slide lace loops

### MAZE WAKEBOARD BINDINGS

Item 393122001



#### SIZE

STAND

#### FEATURES

Custom Jobe lace lock to secure your foot • Single lace • One size fits most • Durable EVA liner • Easy slide lace loops



## RIPPER WAKEBOARD BINDINGS

Item 393123002

NEW ITEM



### SIZE

K12.5/2.5

### FEATURES

Comfortable ergonomic footbed • Custom Jobe lace lock to secure your foot • Single lace perfect wrapped fit • Soft and comfortable EVA liner • Soft heel pads for proper foot placement • Stretchy flex panels to control your ride

## ELITE WAKE COMBO

Item 211320003



### FEATURES

15 inch / 38,1 cm wide handle • 28mm thick round grip • 16 strand main line • EVA grip covered with sublimated polyester • 75 ft / 21,3 m mainline with 3 - 5 ft / 1,5 m sections

## PRIME WAKE COMBO

Blue 211322001 Red 211322002



### FEATURES

EVA profiled handle grip • Pencil floats to support floatation • 16 strand main line • 15 inch / 38,1 cm wide handle • 27,5 cm diameter grip • 65 ft. | 19,8 m mainline

## SPECTRA WAKE ROPE PVC COATED

Item 211319002



### FEATURES

Shaped PVC-coated cover • Total length 80 ft | 24,38 m with 5 sections • Wear-free snag resistant cover

## FRONTIER WAKE T-BAR HANDLE

Item 211321001



### FEATURES

Self floating • Ultra light Nylon endcaps • 15 inch / 38,1 cm Handle bar with Soft leather grip • Tacky grip stitched pattern • 4 inch / 10 cm T-bar • 5 ft Spectra rope section

## WAKEBOARD TRAILER BAG

Item 221319003



### FEATURES

Super strong 600D nylon • 155 x 47 x 2 cm • Fully padded for max protection • Low resistance wheels with bearings • Reinforced handles • Convenient inner pockets • Both the wakeboard and the bindings fit in the bag

## WAKEBOARD REPAIR KIT

Item 420005004



### FEATURES

Fiberglass repair kit • UV cure





**MADDOX JR. WAKEBOARD**



**LOGO WAKEBOARD**



**VANITY WAKEBOARD**



**PROLIX WAKEBOARD**



**MADDOX WAKEBOARD**



**RIPPER BINDING**



**MAZE BINDING**



**UNIT BINDING**



**HOST BINDING**



# CHOOSE YOUR SET

Our philosophy is to make wakeboarding accessible, which is why we've created special packages which give you all the options imaginable. This makes Jobe packages unmatched and gives you the best quality for an even better price. By choosing one of these packages, you are not only assured of the best quality, but you are also doing your wallet a favor.

FIND YOUR SET AT [JOBESPORTS.COM](http://JOBESPORTS.COM)



**BREACH WAKEBOARD**



**KNOX WAKEBOARD**



**VERTEX WAKEBOARD**



**VERTEX PRO WAKEBOARD**



**REPUBLIC BINDING**



**NITRO BINDING**



**CHARGE BINDING**

# ***WAKESURFERS & WAKESKATES***

**FOR THRILL SEEKERS.**

**HOW TO CHOOSE** 191

**WAKESURFERS** 194

**WAKESHAPER & WAKESKATES** 198



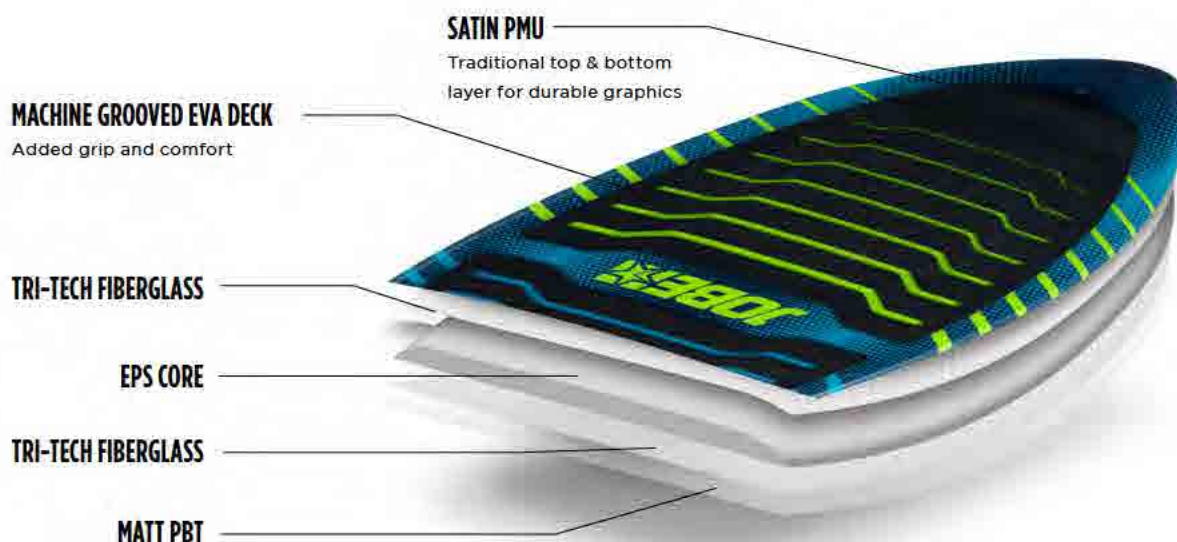


## SUMMER SURF DAYS ARE WHAT IT'S ALL ABOUT!

Jobe wakesurfers are perfect for people who just want to cruise and ride that endless wave, whether you're a beginner or advanced: everyone loves a good surf!

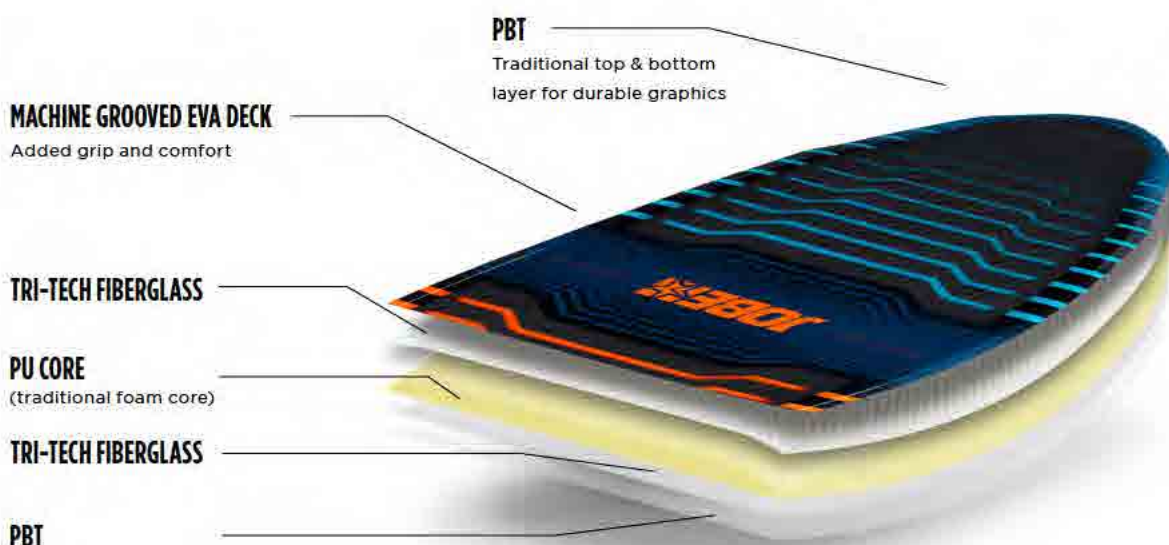
### RAISE CORE

The Raise comes with our EPS lightweight core, which makes it the lightest board in our range. Not only is it lightweight but the Tri-tech Fiberglass adds response to the board, perfect for skim style! As if this wasn't enough both boards are made with 100% solar power.



### LAZE & PACE CORE

The laze and the Pace both are High Press Fiberglass molded, this creates a board which has a tendency to give a fast response. This makes these board durable and perfect for a wakesurf style rider to add on top of that; both boards are made with a 100% solar power!



# AESTHETICS MEETS FUNCTIONALITY

---

If you look closely at our 2023 wakesurfers, you'll find a die cut pattern in the deckpad, and we designed this for good reason!

If there's one thing you want with a wakesurfer, it's grip. Something to hold onto when you're behind the wake and crave a good carve! This specially designed die cut pattern doesn't just compliment the design of the board, it goes further than that and adds grip to the topsheet of the board as this die cut pattern gives your toes something to hold onto, creating an improved edge control and giving you that extra bit of response and control to get the most out of every session.







RAISE WAKESURFER

Item 582523002



RESPONSIVE



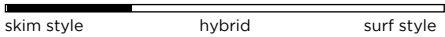
SPEED



TRACTION



BOARD STYLE



FEATURES

EPS lightweight core • Thin rails and fast rockerline • Machined grooved EVA deck with tail kick • 3 skim fins • True skim style • Single concave bottom for speed and quick side to side action • Size: 134 cm x 53 cm | 53" x 20,9"

LAZE WAKESURFER

Item 582523001



RESPONSIVE



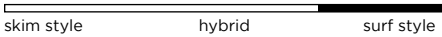
SPEED



TRACTION



BOARD STYLE



FEATURES


3 FCS compatible fins of 4,5" • Extra big board easy for beginners • Quad concave in tail for speed and traction • High press fiberglass molded • Machined grooved EVA deck with extra tail kick • Made with 100% solar power • Wakesurf style • Recommended rider weight up to 120 kg • Dimensions: 152 cm x 57 cm | 59,8" x 22,4"





PACE WAKESURFER

Item 582522002



RESPONSIVE



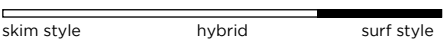
SPEED



TRACTION



BOARD STYLE



FEATURES

High press core • Machined grooved EVA deckpad with extra tail kick • High press fiberglass molded • Double concave tip and center • Extra channels in the tail for traction • Wakesurf style • 3 nylon fins • Beginners and intermediate board • Product size : 142,2 cm x 52 cm | 56" x 20.5" • Rocker: 2.5" • Rider weight up to 95 kg | 210 lbs • Made in a 100% solar powered factory

RADDIX WAKESURFER

Item 582523003




RESPONSIVE



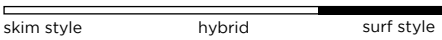
SPEED



TRACTION



BOARD STYLE



FEATURES

Inflatable wakesurfer • Heat bonded technology: more layer quality and safety • Non-slip diamond grooved full board deckpad • Lightweight X-dropstitching construction • Halkey Roberts Valve • 4,7" EZ lock fin • Package contains: Pump and board • Recommended rider weight up to 95 kg


RADDIX INCLUDES





# RADDIX

WAKESURFING MADE ACCESSIBLE.



## X-STITCHING

Our industry leading X-stitching construction offers the lightest and stiffest board possible by crossing the nylon threads instead of a regular dropdown stitching.

## HEAT BONDED TECHNOLOGY

30% more stiffness and 25% less weight! By Heat Molding our 2 PVC layers as one, you get the lightest, stiffest and most durable product possible.

## FULL EVA DECKPAD

An EVA deckpad which covers the full board for plenty of grip! Add a kicktail to the back of the board and you are set.

## 4.7" EZ-LOCK FINS

This board comes with our highly coveted EZ-Lock Fin System. It makes installing your fin setup fast and easy but most importantly; it secures the fin. Ensuring a tight fit for great response!

## WAKE SHAPER

Our Push wakeshaper has been making waves (literally)! By attaching this wakeshaper to the side of your boat, you create the perfect wakesurf wave. This shaper pushes the water to the side, resulting in a better wave. But we didn't stop there, to make wakesurfing more accessible, we created the Raddix! Combine this inflatable wakesurfer with our Push Wakeshaper and you have a set which opens up a whole new world for wakesurfing.



## 1. ATTACH TO YOUR BOAT



## 2. THE ULTIMATE WAKESURF WAVE



## PUSH WAKESHAPER

Item 400023001



Attach the Wakeshaper to your boat by using the four suction cups




Enjoy the perfect wave!

### FEATURES

Make a larger and longer wave on almost all inboard motor boats • Universal design fits almost every hull line • Fast and easy installation with industrial strength suction cups • Floats and easy visible in the water • You need to have a clear and flat area on your hull below the waterline off 16" x 3,1" | 40cm x 7,9cm for the mounting base

## WAKESURF ROPE

Item 211520001



### FEATURES

EVA profiled handle grip • 24' | 7,31 m main line with 3 extensions • Pencil floats to support floatation • 10" | 25,4 cm wide handle

## EXCEED WAKESKATE

Item 572520001



SIZE

109

114

### FEATURES

Continuous rocker • 9 layer maple plywood laminate construction • 2 nylon fins • Fully padded concave EVA deck





# APPAREL & FOOTWEAR

FASHIONABLE WATERSPORTS ESSENTIALS.

## SHOES

Discover	202
Neoprene shoes	213

## SWIMWEAR MEN

Swimshorts	205
Boardshorts	205
Rashguards	208

## SWIMWEAR WOMEN

Boardshorts	205
Rashguards	208

## SWIMWEAR KIDS

Rash guards / rash suits	211
Swimshorts	212
Inflatable armbands	212

## CASUAL CLOTHING

Unisex	209
Kids	210

## GLASSES

213
-----



# A SNEAKER READY FOR WATER ADVENTURES

Our brand new sneaker has been tried and tested behind the scenes for years. A shoe which has been out on SUP tours, spend countless hours on deck, has been in and out of the water more times then we can count. It's safe to say that we've gone above and beyond to ensure the best watersports sneaker out there!

Time to take that SUP tour, jump of deck, play in the sand, wander and wonder or take a spin on that jetski but most importantly, take these sneakers along for the ride!



## NEW & IMPROVED

We've been making watersports sneakers for some time now but this version is something else! A fully patented and redesigned sole makes for perfect water drainage, and a fully renewed upper gives you all you need for every kind of water adventure. From our comfortable quick-dry material to an easy-to-use lacing system which will get you set in no time.

## THIS SNEAKER IS IN A LEAGUE OF ITS OWN.



## DISCOVER SNEAKER HIGH BLACK

Black

594623001



SIZE US

5.5 6 6.5/7 7.5 8 8.5 9.5 10 11

SIZE EU

37 38 39 40 41 42 43 44 45

### FEATURES

Drain tech outsole • unique water drainage system and extreme breathability • Laminated perforated foam insole for extra comfort and extreme breathability • Flat outsole design for extra board contact and response with extreme non skid mark, grip pattern • Upper stitched to outsole for extra durability • Lightweight quick drying upper fabric • Elastic laces for easy slip-on and ergonomic fit • Neoprene liner for keeping your feet warm when wet • Ankle strap for extra support

## DISCOVER SNEAKER

Black

594623004

Midnight Blue

594623003



SIZE US

5.5 6 6.5/7 7.5 8 8.5 9.5 10 11

SIZE EU

37 38 39 40 41 42 43 44 45

### FEATURES

Drain tech outsole: unique water drainage system and extreme breathability • Laminated perforated foam insole for extra comfort and extreme breathability • Flat outsole design for extra board contact and response with extreme, non skid mark, grip pattern • Upper stitched to outsole for extra durability • Lightweight quick drying upper fabric • Elastic laces for easy slip-on and ergonomic fit • Neoprene cuff for comfortable wearing when wet.





### DISCOVER SLIP-ON

Black 594620004  
Midnight Blue 594620005



SIZE US

5.5 6 6.5/7 7.5 8 8.5 9.5 10 11

SIZE EU

37 38 39 40 41 42 43 44 45

#### FEATURES

Extremely lightweight shoe • Quick-dry materials • Outsole features rubber for extra grip • Custom EVA waterproof insole • Outsole with water drains on the side • Splashproof tpu film material

### DISCOVER SLIDE SANDAL

Black 594620007  
Midnight Blue 594620008



SIZE US

5.5 6 6.5/7 7.5 8 8.5 9.5 10 11

SIZE EU

37 38 39 40 41 42 43 44 45

#### FEATURES

Extremely lightweight shoe • Quick-dry materials • Outsole features rubber for extra grip • Custom EVA waterproof insole • Outsole with water drains on the side • Splashproof tpu film material




## SWIMSHORT MEN

Burgundy red 314022001



Deep black 314022002



### SIZE

S M L XL 2XL

### FEATURES

Light quick drying fabric • Comfortable stretch fabric • Side pockets with zipper closure • Draw cord • Mesh inner short

## BOARDSHORT MEN

Black 314023002



Midnight blue 314023001



### SIZE

S M L XL 2XL

### FEATURES

Light quick drying fabric • Draw cord • Comfortable stretch fabric



## BOARDSHORT WOMEN

Black 314123001



Aqua sky 314123002



### SIZE

**X** **S** **M** **L** **XL**

### FEATURES

Light quick drying fabric • Draw cord • Comfortable stretch fabric





RASH GUARD LOOSE FIT MEN

Item 544017020



RASH GUARD LONGSLEEVE MEN WHITE

Item 544023002



RASH GUARD LONGSLEEVE MEN BLACK

Item 544023001



SIZE

S M L XL

FEATURES

Four-way stretch fabric • Light quick drying fabric • UPF 20 • Breathable fabric

SIZE

S M L XL

FEATURES

UPF 50+ • Four-way stretch fabric • Light quick drying fabric

SIZE

S M L XL

FEATURES

UPF 50+ • Four-way stretch fabric • Light quick drying fabric



### RASH GUARD SHORTSLEEVE WOMEN

Black 544117050



### RASH GUARD LONGSLEEVE WOMEN

Midnight blue 544123001



### RASH GUARD LONGSLEEVE WOMEN

Black 544123002



SIZE

S M L XL 2XL

#### FEATURES

UPF 50+ • Four-way stretch fabric • Light quick drying fabric

SIZE

S M L XL

#### FEATURES


UPF 50+ • Four-way stretch fabric • Light quick drying fabric

SIZE

S M L XL

#### FEATURES

UPF 50+ • Four-way stretch fabric • Light quick drying fabric





## UNISEX CASUAL T-SHIRT

Burgundy 565121004



Black 565121002



White 565121005



French Navy 565121006



Ocean Depth 565121003



SIZE

XS S M L XL 2XL

### FEATURES

100% organic cotton • Unisex fit

## POLO

Item 565121001



SIZE

S M L XL 2XL

### FEATURES

100% organic cotton • Unisex fit • Jobe logo embroidery

UNISEX SWEATER HEATHER GREY

Item 565221001



SIZE

- XS
- S
- M
- L
- XL

FEATURES

Sweater • 100% organic cotton • Unisex fit

UNISEX T-SHIRT KIDS GEYSER GREEN

Item 565121008



- SIZE
- 98 / 104
  - 110 / 116
  - 122 / 128
  - 134 / 140
  - 152 / 164

FEATURES

100% Cotton • Regular fit • Unisex fit

UNISEX HOODIE MIDNIGHT BLUE

Item 565223001



- SIZE
- XS
  - S
  - M
  - L
  - XL
  - 2XL

FEATURES

Sweater with hood brushed inside and drawstrings • Kangaroo pocket • 100% organic cotton • Unisex fit



## RASH GUARD YOUTH SHORTSLEEVE

White 544223003



### SIZE

0/1 2/4 6/8 10/12 14/16

### FEATURES

UPF 50+ • Four-way stretch fabric • Light quick drying fabric

## RASH GUARD LONGSLEEVE YOUTH

Fire orange 544223001



### SIZE

2/4 6/8 10/12 14/16

### FEATURES

UPF 30+ • Four-way stretch fabric • Light quick drying fabric

## RASH SUIT

Vintage Teal 544223002



### SIZE

0/1 2/4

### FEATURES

UPF 50+ • Four-way stretch fabric • Light quick drying fabric

SWIMSHORT BOYS

Deep black 314223001  
Fire orange 314223002

BOARDSHORT GIRLS

Vintage Teal 314220003

INFLATABLE ARMBANDS

Item 600018001



SIZE

- 2/4
- 6/8
- 10/12
- 14/16

FEATURES

Light quick drying fabric • Draw cord • Mesh inner shorts

SIZE

- 2/4
- 6/8
- 10/12
- 14/16

FEATURES

Light quick drying fabric • Draw cord • Comfortable stretch fabric

SIZE

- PCS.

FEATURES

2 armbands per set • Inflatable • Strong PVC fabric • Soft inner lining for optimal comfort



## JOBE DIM FLOATABLE GLASSES

Black-green	426018001
Black-smoke	426018002
Tortoise-smoke	426018005



### FEATURES

Floatable sunglasses • Polarized Glasses • Comfortable design • Non slip nose holder • Including sunglass soft bag • UV-400

## JOBE BEAM FLOATABLE GLASSES

Black-green	426018003
Black-smoke	426018004



### FEATURES

Floatable sunglasses • Polarized Glasses • Comfortable design • Non slip nose holder • Including sunglass soft bag • UV-400

## GLASSFLOAT

Item 426021002



### FEATURES

Never loose your glasses again • Keeps glasses a float in the water • Highly visible colored cord, is easy to spot in the water • Fits Jobe glasses and most other frames / temple tips • Dimensions: 0,47" x 25,98" | 12 mm x 660 mm

## H2O SHOES 3MM GBS ADULT

Item 534622001



## H2O SHOES 2MM YOUTH

Item 534622002



## AQUA SHOES ADULT

Item 534622004



## AQUA SHOES YOUTH

Item 534622003



SIZE US	3	4	5	6	7
	8	9	10	11	12
SIZE EU	35	36	37	38/39	40/41
	42	43	44	45	46/47

### FEATURES

Glued & blind stitched seams: no water entry through seams • 3 mm neoprene with GBS • Pre-shaped • Adjustable ankle strap • Elastic ankle rope • Thin profiled outsole for optimal control

SIZE	XS	S	M	L
------	----	---	---	---

### FEATURES

Glued & blind stitched seams: no water entry through seams • 2 mm Neoprene • Pre-shaped • Adjustable ankle strap • Elastic ankle rope • Thin profiled outsole for optimal control

SIZE US	3	4	5	6	7
	8	9	10	11	12
SIZE EU	35	36	37	38/39	40/41
	42	43	44	45	46/47

### FEATURES

2 mm Neoprene • Durable flatlock seams • Pre-shaped • Elastic ankle rope • Thin profiled outsole for optimal control

SIZE	XS	S	M	L	XL
------	----	---	---	---	----

### FEATURES

2 mm Neoprene • Durable flatlock seams • Pre-shaped • Elastic ankle rope • Thin profiled outsole for optimal control

# ***PROTECTIVE GEAR***

**CRACK A SMILE. NOT YOUR HEAD.**

**HELMETS**

215

**GLOVES**

216

**GLASSES**

216

**SUPPORT**

216



BASE HELMET

Cool Grey 370020002  
Black 370020001

Midnight Blue 370020003



FEATURES

Adjustable chin strap • Protective and removable ear pads • Lightweight helmet • Dual density ring liner • Soft and comfortable fit

SIZE BLACK

XS S M L XL

SIZE COOL GREY

XS S M L XL

SIZE MIDNIGHT BLUE

XS S M L XL

VICTOR HELMET BLACK

Item 370018001



SIZE

S M L XL

FEATURES

Adjustable chin strap • Protective ear pads • Removable fit pads

WRIST SEAL

Item 300017553



SIZE

PCS

FEATURES

Safety D-ring attachment to attach an emergency cord • Adjustable • Strong wrist seal

WATERPROOF GADGET BAG

Item 420021002



SIZE

PCS

FEATURES

Waterproof • Floatable • Neck leash • Attachment hook • Make calls, photos & videos • Touchscreen and face recognition possible • Dimensions: 7.1" x 3.5" x 0.4" | 18 x 9 x 1 cm

## BACK SUPPORT

Item 300017551



SIZE

UNI

## NEOPRENE GLOVES

Item 340019002



SIZE

S

M

L

XL

2XL

## FEATURES

Glued & blind stitched seams: no water entry through seams • 3 mm full stretch neoprene • Pre-curved shape for optimal comfort • Non-slip print on the palms

## SUCTION GLOVES MEN

Item 340021001



SIZE

XS

S

M

L

XL

2XL

## FEATURES

Non-slip amara fabric palms for optimal grip • Knuckle protection • Adjustable velcro wrist strap • Pre-curved shape for optimal comfort

## DETROIT GOGGLE

Item 420019001



SIZE

PCS.

## FEATURES

Lightweight poly-injected construction • Full shell venting for improved aerodynamics and overall cooling • State of the art designed aerodynamic shell and adjustable visor design • Durable multi-colored clear coated graphics • Anti fog

## GOGGLES BLACK

Item 420812001



SIZE

PCS.

## FEATURES

Comfortable design • UV-400 • Flexible head strap • Adjustable head strap • Polycarbonate anti-fog lens

## PALM PROTECTORS

Item 340017002



SIZE

PCS.

## FEATURES

2,5 mm full stretch neoprene • Made with the use of solar power

## FLOATABLE GLASSES

Cypris Silver 426013002  
Cypris Black 426021001  
Knox Black 420810001  
Knox Silver 426013001  
Knox White 420108001  
Knox Blue 420506001



SIZE

PCS.

## FEATURES

Floatable glasses • Comfortable design • UV-400 • Adjustable head strap





# ***BOAT ACCESSORIES***

**EQUIPMENT TO ENHANCE YOUR EXPERIENCE.**





## ANCHOR SACK

Item 400014003



### FEATURES

Anchor sack is ideal for anchoring PWC's • Durable tri-laminate anchor sack • Up to 14 kg | 35 pounds of rocks/sand • Easy 6 ft | 1,82 m tie-up rope • Acetyl snap hook

## EMERGENCY CORD

Item 420021001



### FEATURES

Fits almost all boats and PWC's • Coiled cord • Fits almost all boats and PWC's • Padded wrist seal

## ANCHOR 0.2KG

Item 400021001



### FEATURES

Folding anchor • Including: Bag, float and 4,5 m (15.9 inch) rope and stainless-steel hook • Weight: 0,2 kg • Dimensions: 17 x 15,5 cm | 6.7" x 6.1"

## ADDICT SUP BOAT RACK

Item 400019001



### FEATURES

Fits 7 / 8", 1" & 1-1 / 4" rails • 061 aluminum alloy • Sandblasted anodized • Heat Press, Die cut, EVA protective foam • Strong shock cords to keep board in place

## PWC FENDER

Item 400020001



### FEATURES

Constructed of a marine - grade trilaminate cover • Closed-cell foam • Polycarbonate durable grommets at each end • Size: 10" x 3.9" x 2.74" | 26 x 10 x 7 cm

## CONTOUR FENDER BLACK

Item 400014005



### SIZE



### FEATURES

Constructed of a marine-grade trilaminate cover • Closed-cell foam • Polycarbonate durable grommets at each end • Size L: 24" x 6" x 2" - 1" | 60 x 15 x 6 cm • Size XL: 30" x 6" x 4" | 78 x 15 x 9 cm • 1 piece

## PWC SHOCK TUBE

Item 210021001



### FEATURES

The shock tube keeps the rope away from your PWC's impeller and protects the passenger from the ski rope kick-back • 48" | 120 cm long shock tube has a nylon protective cover • Run the rope through the middle of the shock tube and attach the rope and shock tube strap to the tow point

# COMMERCIAL PRODUCTS

## EQUIPMENT TO ENHANCE YOUR EXPERIENCE.

Rental doesn't have to be boring, so we wanted to spice things up! Not only did we innovate our collection with new products, we made a color shift which mixes and matches! Talk about a fresh new look for your watersports business!

### RENTALS

Towables	222
Multiriders	225
Vests	226
Wetsuits	227
Ski's	229
Wakeboards	230
Binding	230
Helmet	230
Paddle	230



NOT TO BE TOWED  
NE PAS ÊTRE TR





## RENTAL MULTI RIDER

AT MORE THAN 15 M.P.H./24 KM.PH., RIDERS TO WEAR BUOYANCY JACKETS  
À UNE VITESSE PLUS QUE 15 M.P.H./24 KM.PH., UNE GILET DE FLOTTATION EST OBLIGATOIRE

# JOBE



## RENTAL HOTSEAT TOWABLE 1P

Item 442321001

### DEFLATED SIZE

Ø 54" • Ø 137 cm

### FEATURES

Three-double-stitched • Max 1 person • 4 neoprene pads for elbow protection • Boston Valve • Quick connector for easy towing • 4 Reinforced handles with neoprene knuckle guards • Double nylon cover 840 + 420 denier • 0,85 mm / 34 Gauge PVC - K80 • Dimensions when deflated: Ø 54" | Ø 137 cm



## RENTAL TRIBAL 2P TOWABLE

Item 442321004

### DEFLATED SIZE

66" x 55" • 168 x 140 cm

### FEATURES

Tripple-stitched nylon • Max 2 persons • 0,75 mm / 30 gauge PVC • Boston Valve • Quick connector for easy towing • 4 Handles with neoprene knuckle guards • Easy entry air floor • 1680 denier nylon cover • Dimensions when deflated: 66" x 55" | 168 x 140 cm



## RENTAL AIRSTREAM TOWABLE 4P

Item 442321003

### DEFLATED SIZE

90.5" x 88" • 230 x 244 cm

### FEATURES

Three-double-stitched • Max 4 persons • Boston Valve • Quick connector for easy towing • 8 Reinforced handles with neoprene knuckle guards • 4 webbing handles • Strong and fast tarpaulin bottom saves fuel for your boat • Neoprene seat pad • Double nylon cover 840 + 840 denier • 0,9 mm / 36 Gauge PVC - K80 • Dimensions when deflated: 90.5" x 88" | 230 x 244 cm



## RENTAL SCHIELD TOWABLE 4P

Item 442321002

### DEFLATED SIZE

Ø 92.5" • Ø 235 cm

### FEATURES

Three-double-stitched • Max 4 persons • Boston Valve • Quick connector for easy towing • 8 Reinforced handles with neoprene knuckle guards • 14 webbing handles (12 in the middle) • Strong and fast tarpaulin bottom saves fuel for your boat • Neoprene seat pad • Double nylon cover 840 + 840 denier • 0,9 mm / 36 Gauge PVC - K80 • Dimensions when deflated: Ø 92.5" / Ø 235 cm







## RENTAL SONAR TOWABLE 4P

Item 442321005

### DEFLATED SIZE

126" x 76,7" • 320 x 195 cm

### FEATURES

Three-double-stitched • Max 4 persons • Boston Valve • 4 Webbing tow points • 8 Reinforced handles with neoprene knuckle guards • 8 webbing handles • Strong and fast tarpaulin bottom saves fuel for your boat • Neoprene seat pad • Neoprene pads on armrest • Single 840 Denier nylon cover for backrest • 0,9 mm / 36 Gauge PVC - K80 • Dimensions when deflated: 126" x 76,7" / 320 x 195 cm



## RENTAL SONAR TOWABLE 6P

Item 442321007

### DEFLATED SIZE

155" x 96" • 395 x 244 cm

### FEATURES

Three-double-stitched • Max 6 persons • Boston Valve • 4 Webbing tow points • 12 reinforced handles with neoprene knuckle guards • 2 neoprene handles • Strong and fast tarpaulin bottom saves fuel for your boat • Neoprene seat pad • Single 840 Denier nylon cover for backrest • Double nylon cover 840 + 840 denier • 0,9 mm / 36 Gauge PVC - K80 • Dimensions when deflated: 155" x 96" | 395 x 244 cm



## RENTAL SIGMA TOWABLE 6P

Item 442321006

### DEFLATED SIZE

122" x 122" • 310 x 310 cm

### FEATURES

Three-double-stitched • Max 6 persons • Boston Valve • 4 Webbing tow points • 45 Reinforced handles with neoprene knuckle guards • 2 webbing handles • Strong and fast tarpaulin bottom saves fuel for your boat • Neoprene seat pad • Single 840 Denier nylon cover for backrest • Double nylon cover 840 + 840 denier • 0,9 mm / 36 Gauge PVC - K80 • Dimensions when deflated: 122" x 122" | 310 x 310 cm





## RENTAL MULTIRIDER 6P

Item 443221001

### DEFLATED SIZE

263" x 51" • 668 x 130 cm

### FEATURES

Thickness PVC: 0.9 mm • Max 6 persons towable • Double tow point • Halkey Roberts valve • Extra-long nose and reinforced side floats for more stability • Airtight and extra durable thermo bonded seams • Protecting rub strake under floats and main chamber • Designed for minimal resistance • Repair kit and pump included • Deflated size: 215" x 51" | 548 x 130 cm



## RENTAL MULTIRIDER 8P

Item 443221002

### DEFLATED SIZE

263" x 51" • 668 x 130 cm

### FEATURES

Extra long nose and reinforced side floats for more stability • Airtight and extra durable thermal bonded seams • Protecting rub strake under floats and main chamber • Halkey Roberts Valve • Max 8 persons • Double tow points for less stress on the towable • Repair kit and pump included • 0.9 mm / 36 Gauge PVC - K80 • Dimensions when deflated: 263" x 51", 668 x 130 cm



## RENTAL MULTIRIDER 10P

Item 443221003

### DEFLATED SIZE

310" x 51" • 788 x 130 cm

### FEATURES

Extra long nose and reinforced side floats for more stability • Airtight and extra durable thermal bonded seams • Protecting rub strake under floats and main chamber • Halkey Roberts Valve • Max 10 persons • Double tow points for less stress on the towable • Repair kit and pump included • 0.9 mm / 36 Gauge PVC - K80 • Dimensions when deflated: 310" x 51", 788 x 130 cm



## RENTAL MULTIRIDER 10P DOUBLE

Item 443221004

### DEFLATED SIZE

192" x 90.5" • 488 x 230 cm

### FEATURES

Extra long nose and reinforced side floats for more stability • Airtight and extra durable thermal bonded seams • Protecting rub strake under floats and main chamber • Halkey Roberts Valve • Max 10 persons • Double tow points for less stress on the towable • Repair kit and pump included • 0.9 mm / 36 Gauge PVC - K80 • Dimensions when deflated: 192" x 90.5", 488 x 230 cm

RENTAL VEST RED

Item 442421001



SIZE

- 2XS
- XS
- S
- M
- L
- XL
- 2XL
- 3XL

FEATURES

50N ISO-certified (buoyancy aid) • Always a perfect fit: more comfort and safety • Lightweight EPE-foam • Colored webbing straps for size indication • Adjustable webbing strap: 1.5" | 3,8 cm (3x) • Water drainage system • Unisex fit • Strong YKK Buckles • Strong & lightweight 600 denier polyester fabric • Extra 200 denier nylon layer inside vest for soft & comfortable feeling

RENTAL VEST ORANGE BLUE

Item 442421002



SIZE

- 2XS
- XS
- S
- M
- L
- XL
- 2XL
- 3XL

FEATURES

50N ISO-certified (buoyancy aid) • Always a perfect fit: more comfort and safety • Lightweight EPE-foam • Embroidery webbing straps for size indication • Adjustable webbing strap: 1.5" | 3,8 cm (3x) • Water drainage system • Unisex fit • Strong YKK Buckles • Strong & lightweight 600 denier polyester fabric • Extra 200 denier nylon layer inside vest for soft & comfortable feeling

RENTAL VEST ORANGE BLUE SHORT

Item 442422001



SIZE

- 2XS
- XS
- S
- M
- L
- XL
- 2XL
- 3XL

FEATURES

50N ISO-certified (buoyancy aid) • Lightweight EPE foam • Side zipper for fast entry • 400D Nylon fabric for quick and easy dry • Big armholes for freedom of movement • Short fitting for more comfort and flexibility • Integrated adjustable webbing strap 1.5" | 3,8 cm • Strong YKK buckle & YKK zipper



RENTAL SHORTY 2.5|2MM

Item 443019030

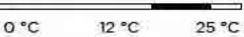


SIZE XS S M L XL XXL 3XL

STRETCH



WATER TEMPERATURE



FEATURES

Glued & blind stitched seams: no water entry through seams • Colored print for size indication • 2.5 mm neoprene on chest & back, 2 mm on other panels • Regular stretch neoprene • Durable flatlock seams • Strengthening tape inside • Back zipper for fast entry • Protective strong fabric at hips & legs • Unisex fit

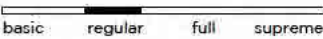
RENTAL FULLSUIT 3|2.5MM

Item 443019010

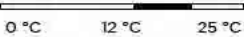


SIZE XS S M L XL XXL 3XL

STRETCH



WATER TEMPERATURE



FEATURES

Colored print for size indication • 3 mm neoprene on chest & back, 2 mm on other panels • Regular stretch neoprene • Durable flatlock seams • Strengthening tape inside • Back zipper for fast entry • Protective strong fabric at hips & legs • Unisex fit

RENTAL FULLSUIT 5|3MM YOUTH

Item 443019040



SIZE

2XS XS S M L XL 2XL 3XL

STRETCH

basic regular full supreme

WATER TEMPERATURE

0 °C 12 °C 25 °C

FEATURES

Glued & blind stitched seams: no water entry through seams • Colored print for size indication • Regular stretch neoprene • 5 mm neoprene on chest & back, 3 mm on other panels • Strengthening tape inside • Back zipper for fast entry • Unisex fit • Slant ankle opening for easy entry • Protective strong fabric at hips & legs





## RENTAL COMBO SKIS ADULT

Item 442021001



SIZE

67"

### FEATURES

High press fiberglass molded • Extra strong rubber on the binding • Width of the nose and tail gives you more stability • 3 cm flat fin gives you control • HIT base for extra durability • The replaceable bumpers on the nose and tail make this ski more durable

## RENTAL COMBO SKIS YOUTH

Item 442021002



SIZE

59"

### FEATURES

High press fiberglass molded • Extra strong rubber on the binding • Width of the nose and tail gives you more stability • 3 cm flat fin gives you control • HIT base for extra durability • The replaceable bumpers on the nose and tail make this ski more durable

## RENTAL SQUEEZE HEEL

Item 443522001



### FEATURES

Binding size: USA 6-14 | EU 36-47

RENTAL SOFTSHELL HELMET ORANGE

Item 443721001



SIZE

- S
- M
- L

FEATURES

Not certified by CE as protective device • EVA webbing reinforcements • Neoprene chin protector • Clear size indication

RENTAL WAKEBOARD

Item 442721001



SIZE

- 136
- 140
- 144

FEATURES

Full wood durable core • ABS protecting sidewalls • High press fiberglass molded • Controlled Flex construction • Continuous rocker for smooth and easy handling • Deep grooved channels for traction and control • Triaxial fiber layup • Tip and tail channels for controlled start and handling in the water • a board for easy and fast progression

RENTAL HARDSHELL HELMET ORANGE

Item 443721002



SIZE

- XS
- S
- M
- L
- XL

FEATURES

Adjustable chin strap • Protective ear pads • Dual density ring liner • Soft and comfortable fit • Lightweight helmet

RENTAL WAKEBOARD BINDINGS

Item 443921001



SIZE

- S
- M
- L

FEATURES

Comfortable ergonomic footbed • Soft heel pads for proper foot placement • Soft and comfortable foam inner liner • Durable EVA foam heel • Stretchy flex panels to control your ride • User friendly velcro straps for fast entry • With stiffy plates to protect the base plate from breaking and add response to the bindings

RENTAL PADDLE

Item 444821001 150 cm  
Item 444821002 210 cm



SIZE

- 59"
- 82.7"

FEATURES

Length: 59" | 150 cm • Blade angle: 9° Blade surface: 84 in² Comfortable fiberglass T-grip Fiberglass shaft with excellent flex/weight ratio Length: 13.6" | 34,5 cm • Plastic blade Weight: 780 g | 1,71 lbs Weight: 900 g | 1,98 lbs

Length: 82.7" | 210 cm • Blade width: 8" | 203 mm • Blade surface: 91 in² • Blade angle: 9° • Plastic blade • Fiberglass shaft with excellent flex/weight ratio • Comfortable fiberglass T-grip • Weight: 780 g | 1.71 lbs • Weight: 1 kg | 2.2 lbs





## HOW TO MEASURE

### 1. CHEST

Place the tape under your arms. Measure the chest at the widest part.

### 2. WAIST

Measure around the narrowest part of your waist.

### 3. HIP

Measure around the widest part of your hips.

### 4. LENGTH

Measure from head to toe.

### 5. BODY LENGTH

Measure from the shoulder down.

## MEN VESTS

SIZE	Vests (Certified 500)		(* Sizes Leisure Fit)	
	(Athletic fit)			
	Chest (cm)	Waist (cm)	Chest (cm)	Waist (cm)
XS	90 - 94	80 - 84	-	-
S	94 - 98	84 - 88	-	-
M	98 - 102	88 - 92	-	-
L	102 - 106	92 - 96	-	-
XL	106 - 110	96 - 100	-	-
XL+	-	-	106 - 112	96 - 104
2XL+	-	-	112 - 118	104 - 112
3XL+	-	-	118 - 124	112 - 120
4XL+	-	-	124 - 130	120 - 128
5XL+	-	-	130 - 136	128 - 136

## WOMEN VESTS

SIZE	Vests (Certified 500)	
	Chest (cm)	Waist (cm)
XS	82 - 86	65 - 69
S	86 - 90	70 - 74
S+	90 - 94	74 - 78
M	94 - 98	78 - 82
M+	98 - 102	83 - 87
L	102 - 106	87 - 92
XL	107 - 113	93 - 99
2XL	113 - 119	99 - 105
3XL	119 - 125	106 - 112

## WOMEN WETSUITS & RASHGUARD

SIZE	Chest (cm)	Waist (cm)	Hip (cm)	Length (cm)
XS	84 - 88	68 - 72	90 - 94	165 - 171
S	88 - 92	72 - 76	94 - 98	167 - 173
M	93 - 99	77 - 83	99 - 105	169 - 175
L	99 - 105	83 - 89	105 - 111	171 - 177
XL	105 - 111	89 - 95	111 - 117	173 - 179
2XL	111 - 117	95 - 101	117 - 123	175 - 181

## MEN WETSUITS & RASHGUARD

SIZE	Chest (cm)	Waist (cm)	Hip (cm)	Length (cm)
XS	90 - 94	80 - 84	90 - 94	173 - 179
S	94 - 98	84 - 88	94 - 98	175 - 181
M	98 - 102	88 - 92	98 - 102	177 - 183
MT	98 - 102	88 - 92	98 - 102	179 - 185
L	102 - 106	92 - 96	102 - 106	179 - 185
LT	102 - 106	92 - 96	102 - 106	181 - 187
XL	106 - 110	96 - 100	106 - 110	181 - 187
2XL	111 - 117	101 - 107	111 - 117	183 - 189
3XL	117 - 123	107 - 113	117 - 123	185 - 191
4XL	123 - 129	113 - 119	123 - 129	187 - 193

## UNISEX VESTS

SIZE	Easy Breathing Vest (Certified 1000)		SIZE	Comfort Breathing Vest (Certified 1000)	
	Chest (cm)	Weight (kg)		Chest (cm)	Weight (kg)
S/M	76 - 114	50 - 60	S	70 - 90	40 - 60
L/XL	114 - 152	>60	M	80 - 95	60 - 70
			L	90 - 115	70 - 90
			XL	> 115	> 90

SIZE	4 Buckle Vest (Certified 500)		SIZE	Dual Vest (Certified 500)	
	Chest (cm)	Waist (cm)		Chest (cm)	Waist (cm)
XS	89 - 95	79 - 85	S/M	94 - 102	84 - 92
S	93 - 99	83 - 89	L/XL	102 - 110	92 - 100
M	97 - 103	87 - 93	2XL/3XL	110 - 118	100 - 108
L	101 - 107	91 - 97	4XL/5XL	118 - 128	108 - 118
XL	105 - 113	95 - 103			
2XL	111 - 119	101 - 109			
3XL	117 - 125	107 - 115			
4XL	123 - 131	113 - 121			

SIZE	Universal Vest (Certified 500)	
	Chest (cm)	Waist (cm)
XS	85 - 125	75 - 115

## KIDS WETSUITS

SIZE	Chest (cm)	Waist (cm)	Hip (cm)	Length (cm)
104	54 - 57	48 - 52	49 - 55	≤104
116	57 - 60	52 - 56	55 - 61	≤116
128	60 - 64	56 - 59	61 - 67	≤128
140	64 - 69	59 - 64	64 - 73	≤140
152	69 - 76	64 - 69	73 - 79	≤152
164	76 - 82	69 - 74	79 - 85	≤164
176	82 - 89	74 - 78	85 - 91	≤176

## KIDS VESTS

SIZE	New Vest Youth (Certified 500)		SIZE	New Safety Vest Youth (Certified 1000)	
	Chest (cm)	Waist (cm)		Chest (cm)	Weight (kg)
116	57 - 60	52 - 56	XS/S (infant)	40 - 50	<20
128	60 - 64	56 - 59	M/L (Child)	50 - 60	20 - 30
140	64 - 69	59 - 64			
152	69 - 76	64 - 69			
164	76 - 82	69 - 74			
176	82 - 89	74 - 78			

SIZE	Comfort Breathing Vest Youth (Certified 1000)	
	Chest (cm)	Weight (kg)
4XS	<57	5 - 10
3XS/2XS	<57	10 - 15
XS/S	57 - 65	15 - 20
M/L	60 - 70	20 - 30

## KIDS RASHGUARDS

SIZE	Chest (cm)	Waist (cm)	Hip (cm)	Length (cm)
0/1	44 - 50	41 - 47	40 - 48	</> 74 - 80
2/4	50 - 58	47 - 53	48 - 55	</> 98 - 104
6/8	58 - 63	53 - 59	55 - 67	</> 116 - 128
10/12	63 - 76	59 - 69	67 - 79	</> 140 - 152
14/16	76 - 89	69 - 78	79 - 91	</> 164 - 176

## UNISEX SHIRTS

SIZE	Chest (cm)	Body length (cm)
XS	82 - 88	66
S	88 - 94	69
M	94 - 100	72
L	100 - 106	74
XL	106 - 110	76
2XL	110 - 116	78

## KIDS SHIRTS

SIZE	Chest (cm)	Body length (cm)
98/104	53 - 57	42
110/116	57 - 61	46
122/128	61 - 67	51.5
134/140	67 - 75	57.5
152/164	75 - 82	62.5

## PET VEST (NON CERTIFIED)

SIZE	Chest Girth (cm)	Length (cm)
XS	< 35	16
S	50	22
M	60	30
L	70	38
XL	80	48

## COMBO SKIS

Length	Weight (kg)	Weight (lbs)	Binding Size (EU)	Binding Size (US)
59"	up to 55	up to 130	32 - 40	1 - 6
65"	50 and up	110,2 and up	36 - 47	5,5 - 14

## HELMETS

SIZE	Victor (cm)	Base (cm)
XS	-	52 - 53
S	53 - 54	54 - 55
M	55 - 56	56 - 57
L	57 - 58	58 - 59
X	59 - 60	60 - 61

## GLOVES

SIZE	Hand (cm)
XS	17 - 20
S	18 - 21
M	19 - 22,5
L	20 - 24
XL	21 - 25
2XL	22 - 26



## TRAINERS

Hemi Trainers, Buzz Trainers				
Length	Weight (kg)	Weight (lbs)	Binding Size (EU)	Binding Size (US)
46"	up to 45		<36	<4,5

## SLALOM SKI BINDINGS

Focus		Standard	Xlarge	
	US	6,5 - 8,5	09 - 14	
	EU	38,5 - 42	43 - 48	
Comfort				
	US	5 - 8	8 - 11	11 - 14
	EU	35 - 39	40 - 44	45 - 48.5
Direct				
	US	5 - 12		
	EU	35 - 47		

## WAKEBOARD BINDINGS

Ripper	US K12.5/2.5 / EU 30-34		
Host/Republiik/Unit	US 3 - 6 / EU 35 - 39	US 7 - 10 / EU 40 - 44	US 10 - 12 / EU 44 - 47
Maze	-	US 7 - 11 / EU 40 - 46	-
Nitro/Charge	US 7 - 8 / EU 40 - 41	US 8 - 9,5 / EU 42 - 43	US 10 - 11 / EU 44 - 45
Jinx	US 3 - 7 / EU 33 - 39	-	-

## SHOES KIDS

SIZE	Aqua Shoes Youth		H2O Shoes Youth	
	EU • US	Length	EU • US	Length
XS	29 • 7.5-8	17,5 cm • 6,9"	29 • 7.5-8	16 cm • 6,3"
S	31 • 9-10	19,1 cm • 7,5"	31 • 9-10	17 cm • 6,7"
M	32 • 10.5-11	19,9 cm • 7,9"	32 • 10.5-11	18 cm • 7,1"
L	33 • 11.5-12	20,7 cm • 8,3"	33 • 11.5-12	20 cm • 7,9"
XL	34 • 12.5-13	21,5 cm • 8,7"	34 • 12.5-13	20,4 cm • 8,1"

## SHOES ADULT

Aqua Shoes Adult			H2O Shoes			Neoprene Boots		
US	EU	Length (cm)	US	EU	Length (cm)	US	EU	Length (cm)
3	35	22,3	3	35	21,8	5	36	23
4	36	23,1	4	36	22,6	6	37/38	24
5	37	23,9	5	37	23,5	7	39	25
6	38 - 39	24,7	6	38 - 39	24,2	8	40 - 41	26
7	40 - 41	25,5	7	40 - 41	25,2	9	42	27
8	42	26,3	8	42	25,8	10	43 - 44	28
9	43	27,1	9	43	26,7	11	45	29
10	44	27,9	10	44	27,5	12	46/47	30
11	45	28,7	11	45	28,2			
12	46 - 47	29,5	12	46 - 47	29			

## DISCOVER SHOES

US	5,5	6	6,5/7	7,5	8	8,5	9,5	10	11
EU	37	38	39	40	41	42	43	44	45
UK	5	5,5	6	6,5	7	7,5	8,5	9	10
inside cm +/- 0,5 cm	23,3	23,96	24,63	25,36	26,03	26,7	27,36	28,03	28,69





# BRABUS × JOBE

Meet one of the boldest collaborations in the history of watersports. Our passion to inspire friends and families and create dashing memories comes together perfectly with the adventurous and premium image of BRABUS. Our previous collections have turned out to be an instant hit which makes us hungry for more.





# AXOPAR<sup>1</sup> X JOBET<sup>2</sup>



A collaboration that lets our company values flourish in the most beautiful way possible. The adventurous spirit and innovative drive of Axopar match perfectly with Jobe's identity. Together with Axopar we have created a unique watersports collection which even consisted a boat. The Axopar X Jobe 'Revolve XXII' boat is the absolute showpiece result of our cooperation.


# WHERE TO FIND JOBE?



## AVAILABLE IN 75+ COUNTRIES

Back in 1974, our mission to get as many people on the water as possible took off. Jeff Jobe created the Jobe brand and started with the development of waterskis. Nearly 50 years later, Jobe is available all over the world with one of the biggest watersports ranges in the world. Our products are spread over thousands of dealers in more than 75 countries.

FIND A STORE NEAR YOU!











**GETS  
YOU ON  
THE WATER**



@jobewatersports



/jobewatersports



/jobewatersports

**JOBE** 

[www.jobesports.com](http://www.jobesports.com)